

IPEDS 2022-23 Data Collection System

IPEDS HELP DESK (877) 225-2568 | ipedshelp@rti.org

OMB NO. 1850-0582 v.30 : Approval Expires 8/31/2025

User ID: P2101551

Human Resources 2022-23

Institution: Southwestern Oregon Community College (210155)

User ID: P2101551

Overview

Human Resources Overview

Welcome to the IPEDS Human Resources (HR) survey component. The HR component collects important information about your institution's staff.

Data Reporting Reminders

- Report data to accurately reflect the time period corresponding with the IPEDS survey component, even if such reporting is seemingly inconsistent with prior-year reporting.
- Report each employee only once. If an employee could be coded in more than one occupation, code the employee in the occupation that requires the highest level of skill OR if there is no measurable difference in skill requirements, code the employee in the occupation in which they spend the most time.
- Report staff members difficult to categorize in the "Human Resources Survey Evaluation" box at the end of the survey.
- Enter data on each displayed screen. If a screen is not applicable, enter at least one zero in a field on the screen and save before continuing.
- When reporting salary data (applicable to degree-granting institutions only) include all full-time, non-medical school, instructional staff - both with and without faculty status.

See the instructions for the **Key Reporting Concepts** section – basic reporting concepts that will assist you in completing the Human Resources survey component.

Changes in reporting

The following changes were implemented for the 2022-23 data collection period:

- The reporting date for new hires has been changed to state that for new hires you must report the number of persons who were hired for full-time permanent employment either for the first time (new to the institution) or after a break in service of persons that are on the payroll of the institution as of November 1, 2022.
- The 'Nonresident alien' category has been changed to 'U.S. Nonresident' but should include the same category of staff/faculty.

Resources:

- To download the survey materials for this component: [Survey Materials](#)
- All staff must now be reported using the new IPEDS occupational categories, which align with the 2018 Standard Occupational Classification (SOC) codes. Additional information and resources can be found in the [IPEDS HR/SOC Information Center](#), including general information about the SOC, the IPEDS/SOC crosswalk, a SOC Browse Tool, Frequently Asked Questions, and Web Tutorials.
- To access your prior year data submission for this component: [Reported Data](#)

If you have questions about completing this survey, please contact the **IPEDS Help Desk at 1-877-225-2568**.

Institution: Southwestern Oregon Community College (210155)

User ID: P2101551

Human Resources Screening Questions

Does your institution have any part-time staff?*If you answer Yes to this question, you will be provided the screens to report part-time staff.*

- ☐ No
☒ Yes

Does your institution have graduate assistants?*If you answer Yes to this question, you will be provided the screens to report graduate assistants.*

- ☒ No
☐ Yes

Does your institution have 15 or more full-time staff?

- ☐ No
☒ Yes

Does your institution have a tenure system?*If you answer Yes to this question, you will be provided the screens to report some data by tenure status.*

- ☐ No
☒ Yes

Did your institution hire any persons for full-time permanent employment either for the first time (new to the institution) or after a break in service on the payroll as of November 1, 2022?*(Exclude persons who have returned from sabbatical leave and full-time instructional staff who are working less-than-9-month contracts.)**If you answer Yes to this question, you will be provided the screens to report full-time permanent new hires in Part H.*

- ☐ No
☒ Yes

Do ALL of the instructional staff at your institution fall into any of the following categories?*If you answer Yes to any of the questions below, you will NOT be required to report Part G - Salaries for instructional staff. However, Part G will still be required for reporting data for full-time non-instructional staff.*

- ☒ No ☐ Yes Are ALL of the instructional staff military personnel?
☒ No ☐ Yes Do ALL of the instructional staff contribute their services (e.g., members of a religious order)?

You may use the box below to provide additional context for the data you have reported above.

Institution: Southwestern Oregon Community College (210155)

User ID: P2101551

Part A1 - Full-time Instructional Staff by Academic Rank and Tenure Status - Tenured

Number of Full-time Instructional Staff With Faculty Status Tenured

As of November 1, 2022

- Report Hispanic/Latino individuals of any race as Hispanic/Latino
- Report race for non-Hispanic/Latino individuals only
- Include both Primarily Instruction and Instruction Combined with Research and/or Public Service

Men

Race/ethnicity	Academic Rank					No academic rank	Total
	Professors	Associate professors	Assistant professors	Instructors	Lecturers		
<u>U.S. Nonresident</u>	<input type="text"/>	<input type="text"/>	<input type="text"/>	<input type="text"/>	<input type="text"/>	<input type="text"/>	0
<u>Hispanic/Latino</u>	<input type="text"/>	<input type="text"/>	<input type="text"/>	<input type="text"/>	<input type="text"/>	<input type="text"/>	0
<u>American Indian or Alaska Native</u>	<input type="text"/>	<input type="text"/>	<input type="text"/>	<input type="text"/>	<input type="text"/>	<input type="text"/>	0
<u>Asian</u>	<input type="text"/>	<input type="text"/>	<input type="text"/>	<input type="text"/>	<input type="text"/>	<input type="text"/>	0
<u>Black or African American</u>	<input type="text"/>	<input type="text"/>	<input type="text"/>	<input type="text"/>	<input type="text"/>	<input type="text"/>	0
<u>Native Hawaiian or Other Pacific Islander</u>	<input type="text"/>	<input type="text"/>	<input type="text"/>	<input type="text"/>	<input type="text"/>	<input type="text"/>	0
<u>White</u>	<input type="text" value="9"/>	<input type="text" value="9"/>	<input type="text"/>	<input type="text"/>	<input type="text"/>	<input type="text"/>	18
Two or more races	<input type="text"/>	<input type="text"/>	<input type="text"/>	<input type="text"/>	<input type="text"/>	<input type="text"/>	0
<u>Race and ethnicity unknown</u>	<input type="text" value="1"/>	<input type="text"/>	<input type="text"/>	<input type="text"/>	<input type="text"/>	<input type="text"/>	1
Total men	10	9	0	0	0	0	19

Women

Race/ethnicity	Academic Rank					No academic rank	Total
	Professors	Associate professors	Assistant professors	Instructors	Lecturers		
<u>U.S. Nonresident</u>	<input type="text"/>	<input type="text"/>	<input type="text"/>	<input type="text"/>	<input type="text"/>	<input type="text"/>	0
Hispanic/Latino	<input type="text"/>	<input type="text"/>	<input type="text"/>	<input type="text"/>	<input type="text"/>	<input type="text"/>	0
American Indian or Alaska Native	<input type="text" value="1"/>	<input type="text"/>	<input type="text"/>	<input type="text"/>	<input type="text"/>	<input type="text"/>	1
Asian	<input type="text"/>	<input type="text"/>	<input type="text"/>	<input type="text"/>	<input type="text"/>	<input type="text"/>	0
Black or African American	<input type="text"/>	<input type="text"/>	<input type="text"/>	<input type="text"/>	<input type="text"/>	<input type="text"/>	0
Native Hawaiian or Other Pacific Islander	<input type="text"/>	<input type="text"/>	<input type="text"/>	<input type="text"/>	<input type="text"/>	<input type="text"/>	0
White	<input type="text" value="3"/>	<input type="text" value="3"/>	<input type="text"/>	<input type="text"/>	<input type="text"/>	<input type="text"/>	6
Two or more races	<input type="text"/>	<input type="text"/>	<input type="text"/>	<input type="text"/>	<input type="text"/>	<input type="text"/>	0
Race and ethnicity unknown	<input type="text"/>	<input type="text" value="1"/>	<input type="text"/>	<input type="text"/>	<input type="text"/>	<input type="text"/>	1
Total women	4	4	0	0	0	0	8

Total (men+women)	14	13	0	0	0	0	27
Total from prior year							32

Institution: Southwestern Oregon Community College (210155)

User ID: P2101551

Part A1 - Full-time Instructional Staff by Academic Rank and Tenure Status - On Tenure Track

Number of Full-time Instructional Staff With Faculty Status On Tenure Track

As of November 1, 2022

- Report Hispanic/Latino individuals of any race as Hispanic/Latino
- Report race for non-Hispanic/Latino individuals only
- Include both Primarily Instruction and Instruction Combined with Research and/or Public Service

Men

Race/ethnicity	Academic Rank					No academic rank	Total
	Professors	Associate professors	Assistant professors	Instructors	Lecturers		
<u>U.S. Nonresident</u>	<input type="text"/>	<input type="text"/>	<input type="text"/>	<input type="text"/>	<input type="text"/>	<input type="text"/>	0
<u>Hispanic/Latino</u>	<input type="text"/>	<input type="text"/>	<input type="text"/>	<input type="text"/>	<input type="text"/>	<input type="text"/>	0
<u>American Indian or Alaska Native</u>	<input type="text"/>	<input type="text"/>	<input type="text"/>	<input type="text"/>	<input type="text"/>	<input type="text"/>	0
<u>Asian</u>	<input type="text"/>	<input type="text"/>	<input type="text"/>	<input type="text"/>	<input type="text"/>	<input type="text"/>	0
<u>Black or African American</u>	<input type="text"/>	<input type="text"/>	<input type="text"/>	<input type="text"/>	<input type="text"/>	<input type="text"/>	0
<u>Native Hawaiian or Other Pacific Islander</u>	<input type="text"/>	<input type="text"/>	<input type="text"/>	<input type="text"/>	<input type="text"/>	<input type="text"/>	0
<u>White</u>	<input type="text"/>	<input type="text"/>	5	<input type="text"/>	<input type="text"/>	<input type="text"/>	5
Two or more races	<input type="text"/>	<input type="text"/>	<input type="text"/>	<input type="text"/>	<input type="text"/>	<input type="text"/>	0
<u>Race and ethnicity unknown</u>	<input type="text"/>	<input type="text"/>	<input type="text"/>	<input type="text"/>	<input type="text"/>	<input type="text"/>	0
Total men	0	0	5	0	0	0	5

Women

Race/ethnicity	Academic Rank					No academic rank	Total
	Professors	Associate professors	Assistant professors	Instructors	Lecturers		
<u>U.S. Nonresident</u>	<input type="text"/>	<input type="text"/>	<input type="text"/>	<input type="text"/>	<input type="text"/>	<input type="text"/>	0
Hispanic/Latino	<input type="text"/>	<input type="text"/>	<input type="text"/>	<input type="text"/>	<input type="text"/>	<input type="text"/>	0
American Indian or Alaska Native	<input type="text"/>	<input type="text"/>	1	<input type="text"/>	<input type="text"/>	<input type="text"/>	1
Asian	<input type="text"/>	<input type="text"/>	<input type="text"/>	<input type="text"/>	<input type="text"/>	<input type="text"/>	0
Black or African American	<input type="text"/>	<input type="text"/>	<input type="text"/>	<input type="text"/>	<input type="text"/>	<input type="text"/>	0
Native Hawaiian or Other Pacific Islander	<input type="text"/>	<input type="text"/>	<input type="text"/>	<input type="text"/>	<input type="text"/>	<input type="text"/>	0
White	<input type="text"/>	<input type="text"/>	6	<input type="text"/>	<input type="text"/>	<input type="text"/>	6
Two or more races	<input type="text"/>	<input type="text"/>	<input type="text"/>	<input type="text"/>	<input type="text"/>	<input type="text"/>	0
Race and ethnicity unknown	<input type="text"/>	<input type="text"/>	1	<input type="text"/>	<input type="text"/>	<input type="text"/>	1
Total women	0	0	8	0	0	0	8

Total (men+women)	0	0	13	0	0	0	13
Total from prior year							12

Institution: Southwestern Oregon Community College (210155)

User ID: P2101551

Part A1 - Full-time Instructional Staff by Academic Rank and Tenure Status - Multi-Year Contract

Number of Full-time Instructional Staff With Faculty Status Not on Tenure Track - Multi-Year Contract

As of November 1, 2022

- Report Hispanic/Latino individuals of any race as Hispanic/Latino
- Report race for non-Hispanic/Latino individuals only
- Include both Primarily Instruction and Instruction Combined with Research and/or Public Service

Men

Gender and race/ethnicity	Academic Rank					No academic rank	Total
	Professors	Associate professors	Assistant professors	Instructors	Lecturers		
<u>U.S. Nonresident</u>	<input type="text"/>	<input type="text"/>	<input type="text"/>	<input type="text"/>	<input type="text"/>	<input type="text"/>	0
<u>Hispanic/Latino</u>	<input type="text"/>	<input type="text"/>	<input type="text"/>	<input type="text"/>	<input type="text"/>	<input type="text"/>	0
<u>American Indian or Alaska Native</u>	<input type="text"/>	<input type="text"/>	<input type="text"/>	<input type="text"/>	<input type="text"/>	<input type="text"/>	0
<u>Asian</u>	<input type="text"/>	<input type="text"/>	<input type="text"/>	<input type="text"/>	<input type="text"/>	<input type="text"/>	0
<u>Black or African American</u>	<input type="text"/>	<input type="text"/>	<input type="text"/>	<input type="text"/>	<input type="text"/>	<input type="text"/>	0
<u>Native Hawaiian or Other Pacific Islander</u>	<input type="text"/>	<input type="text"/>	<input type="text"/>	<input type="text"/>	<input type="text"/>	<input type="text"/>	0
<u>White</u>	<input type="text"/>	<input type="text"/>	<input type="text" value="1"/>	<input type="text"/>	<input type="text"/>	<input type="text"/>	1
Two or more races	<input type="text"/>	<input type="text"/>	<input type="text"/>	<input type="text"/>	<input type="text"/>	<input type="text"/>	0
<u>Race and ethnicity unknown</u>	<input type="text"/>	<input type="text"/>	<input type="text" value="1"/>	<input type="text"/>	<input type="text"/>	<input type="text"/>	1
Total men	0	0	2	0	0	0	2

Women

Gender and race/ethnicity	Academic Rank					No academic rank	Total
	Professors	Associate professors	Assistant professors	Instructors	Lecturers		
<u>U.S. Nonresident</u>	<input type="text"/>	<input type="text"/>	<input type="text"/>	<input type="text"/>	<input type="text"/>	<input type="text"/>	0
Hispanic/Latino	<input type="text"/>	<input type="text"/>	<input type="text"/>	<input type="text"/>	<input type="text"/>	<input type="text"/>	0
American Indian or Alaska Native	<input type="text"/>	<input type="text"/>	<input type="text"/>	<input type="text"/>	<input type="text"/>	<input type="text"/>	0
Asian	<input type="text"/>	<input type="text"/>	<input type="text"/>	<input type="text"/>	<input type="text"/>	<input type="text"/>	0
Black or African American	<input type="text"/>	<input type="text"/>	<input type="text"/>	<input type="text"/>	<input type="text"/>	<input type="text"/>	0
Native Hawaiian or Other Pacific Islander	<input type="text"/>	<input type="text"/>	<input type="text"/>	<input type="text"/>	<input type="text"/>	<input type="text"/>	0
White	<input type="text"/>	<input type="text"/>	<input type="text" value="3"/>	<input type="text"/>	<input type="text" value="0"/>	<input type="text"/>	3
Two or more races	<input type="text"/>	<input type="text"/>	<input type="text"/>	<input type="text"/>	<input type="text"/>	<input type="text"/>	0
Race and ethnicity unknown	<input type="text"/>	<input type="text"/>	<input type="text"/>	<input type="text"/>	<input type="text"/>	<input type="text"/>	0
Total women	0	0	3	0	0	0	3

Total (men+women)	0	0	5	0	0	0	5
Total from prior year							1

Institution: Southwestern Oregon Community College (210155)

User ID: P2101551

Part A1 - Full-time Instructional Staff by Academic Rank and Tenure Status - Annual Contract

Number of Full-time Instructional Staff With Faculty Status Not on Tenure Track - Annual Contract

As of November 1, 2022

- Report Hispanic/Latino individuals of any race as Hispanic/Latino
- Report race for non-Hispanic/Latino individuals only
- Include both Primarily Instruction and Instruction Combined with Research and/or Public Service

Men

Race/ethnicity	Academic Rank					No academic rank	Total
	Professors	Associate professors	Assistant professors	Instructors	Lecturers		
<u>U.S. Nonresident</u>	<input type="text"/>	<input type="text"/>	<input type="text"/>	<input type="text"/>	<input type="text"/>	<input type="text"/>	0
<u>Hispanic/Latino</u>	<input type="text"/>	<input type="text"/>	<input type="text"/>	<input type="text"/>	<input type="text"/>	<input type="text"/>	0
<u>American Indian or Alaska Native</u>	<input type="text"/>	<input type="text"/>	<input type="text"/>	<input type="text"/>	<input type="text"/>	<input type="text"/>	0
<u>Asian</u>	<input type="text"/>	<input type="text"/>	<input type="text"/>	<input type="text"/>	<input type="text"/>	<input type="text"/>	0
<u>Black or African American</u>	<input type="text"/>	<input type="text"/>	<input type="text"/>	<input type="text"/>	<input type="text"/>	<input type="text"/>	0
<u>Native Hawaiian or Other Pacific Islander</u>	<input type="text"/>	<input type="text"/>	<input type="text"/>	<input type="text"/>	<input type="text"/>	<input type="text"/>	0
<u>White</u>	<input type="text"/>	<input type="text"/>	<input type="text"/>	<input type="text"/>	<input type="text" value="1"/>	<input type="text"/>	1
Two or more races	<input type="text"/>	<input type="text"/>	<input type="text"/>	<input type="text"/>	<input type="text"/>	<input type="text"/>	0
<u>Race and ethnicity unknown</u>	<input type="text"/>	<input type="text"/>	<input type="text"/>	<input type="text"/>	<input type="text"/>	<input type="text"/>	0
Total men	0	0	0	0	1	0	1

Women

Race/ethnicity	Academic Rank					No academic rank	Total
	Professors	Associate professors	Assistant professors	Instructors	Lecturers		
<u>U.S. Nonresident</u>	<input type="text"/>	<input type="text"/>	<input type="text"/>	<input type="text"/>	<input type="text"/>	<input type="text"/>	0
Hispanic/Latino	<input type="text"/>	<input type="text"/>	<input type="text"/>	<input type="text"/>	<input type="text"/>	<input type="text"/>	0
American Indian or Alaska Native	<input type="text"/>	<input type="text"/>	<input type="text"/>	<input type="text"/>	<input type="text"/>	<input type="text"/>	0
Asian	<input type="text"/>	<input type="text"/>	<input type="text"/>	<input type="text"/>	<input type="text"/>	<input type="text"/>	0
Black or African American	<input type="text"/>	<input type="text"/>	<input type="text"/>	<input type="text"/>	<input type="text"/>	<input type="text"/>	0
Native Hawaiian or Other Pacific Islander	<input type="text"/>	<input type="text"/>	<input type="text"/>	<input type="text"/>	<input type="text" value="1"/>	<input type="text"/>	1
White	<input type="text"/>	<input type="text"/>	<input type="text"/>	<input type="text"/>	<input type="text" value="1"/>	<input type="text"/>	1
Two or more races	<input type="text"/>	<input type="text"/>	<input type="text"/>	<input type="text"/>	<input type="text"/>	<input type="text"/>	0
Race and ethnicity unknown	<input type="text"/>	<input type="text"/>	<input type="text"/>	<input type="text"/>	<input type="text"/>	<input type="text"/>	0
Total women	0	0	0	0	2	0	2

Total (men+women)	0	0	0	0	3	0	3
Total from prior year							1

Institution: Southwestern Oregon Community College (210155)

User ID: P2101551

Part A1 - Full-time Instructional Staff by Academic Rank and Tenure Status - Less-Than-Annual Contract

Number of Full-time Instructional Staff With Faculty Status Not on Tenure Track - Less-than-annual Contract

As of November 1, 2022

- Report Hispanic/Latino individuals of any race as Hispanic/Latino
- Report race for non-Hispanic/Latino individuals only
- Include both Primarily Instruction and Instruction Combined with Research and/or Public Service

Men

Race/ethnicity	Academic Rank					No academic rank	Total
	Professors	Associate professors	Assistant professors	Instructors	Lecturers		
<u>U.S. Nonresident</u>	<input type="text"/>	<input type="text"/>	<input type="text"/>	<input type="text"/>	<input type="text"/>	<input type="text"/>	0
<u>Hispanic/Latino</u>	<input type="text"/>	<input type="text"/>	<input type="text"/>	<input type="text"/>	<input type="text"/>	<input type="text"/>	0
<u>American Indian or Alaska Native</u>	<input type="text"/>	<input type="text"/>	<input type="text"/>	<input type="text"/>	<input type="text"/>	<input type="text"/>	0
<u>Asian</u>	<input type="text"/>	<input type="text"/>	<input type="text"/>	<input type="text"/>	<input type="text"/>	<input type="text"/>	0
<u>Black or African American</u>	<input type="text"/>	<input type="text"/>	<input type="text"/>	<input type="text"/>	<input type="text"/>	<input type="text"/>	0
<u>Native Hawaiian or Other Pacific Islander</u>	<input type="text"/>	<input type="text"/>	<input type="text"/>	<input type="text"/>	<input type="text"/>	<input type="text"/>	0
<u>White</u>	<input type="text"/>	<input type="text"/>	<input type="text"/>	<input type="text"/>	<input type="text"/>	<input type="text"/>	0
Two or more races	<input type="text"/>	<input type="text"/>	<input type="text"/>	<input type="text"/>	<input type="text"/>	<input type="text"/>	0
<u>Race and ethnicity unknown</u>	<input type="text"/>	<input type="text"/>	<input type="text"/>	<input type="text"/>	<input type="text"/>	<input type="text" value="0"/>	0
Total men	0	0	0	0	0	0	0

Women

Race/ethnicity	Academic Rank					No academic rank	Total
	Professors	Associate professors	Assistant professors	Instructors	Lecturers		
<u>U.S. Nonresident</u>	<input type="text"/>	<input type="text"/>	<input type="text"/>	<input type="text"/>	<input type="text"/>	<input type="text"/>	0
Hispanic/Latino	<input type="text"/>	<input type="text"/>	<input type="text"/>	<input type="text"/>	<input type="text"/>	<input type="text"/>	0
American Indian or Alaska Native	<input type="text"/>	<input type="text"/>	<input type="text"/>	<input type="text"/>	<input type="text"/>	<input type="text"/>	0
Asian	<input type="text"/>	<input type="text"/>	<input type="text"/>	<input type="text"/>	<input type="text"/>	<input type="text"/>	0
Black or African American	<input type="text"/>	<input type="text"/>	<input type="text"/>	<input type="text"/>	<input type="text"/>	<input type="text"/>	0
Native Hawaiian or Other Pacific Islander	<input type="text"/>	<input type="text"/>	<input type="text"/>	<input type="text"/>	<input type="text"/>	<input type="text"/>	0
White	<input type="text"/>	<input type="text"/>	<input type="text"/>	<input type="text"/>	<input type="text"/>	<input type="text"/>	0
Two or more races	<input type="text"/>	<input type="text"/>	<input type="text"/>	<input type="text"/>	<input type="text"/>	<input type="text"/>	0
Race and ethnicity unknown	<input type="text"/>	<input type="text"/>	<input type="text"/>	<input type="text"/>	<input type="text"/>	<input type="text" value="0"/>	0
Total women	0	0	0	0	0	0	0

Total (men+women)	0	0	0	0	0	0	0
Total from prior year							

Institution: Southwestern Oregon Community College (210155)

User ID: P2101551

Part A1 - Full-time Instructional Staff by Academic Rank and Tenure Status - Indefinite duration contract

Number of Full-time Instructional Staff With Faculty Status Not on Tenure Track - Indefinite duration contract

As of November 1, 2022

- Report Hispanic/Latino individuals of any race as Hispanic/Latino
- Report race for non-Hispanic/Latino individuals only
- Include both Primarily Instruction and Instruction Combined with Research and/or Public Service

Men

Gender and race/ethnicity	Academic Rank					No academic rank	Total
	Professors	Associate professors	Assistant professors	Instructors	Lecturers		
<u>U.S. Nonresident</u>	<input type="text"/>	<input type="text"/>	<input type="text"/>	<input type="text"/>	<input type="text"/>	<input type="text"/>	0
<u>Hispanic/Latino</u>	<input type="text"/>	<input type="text"/>	<input type="text"/>	<input type="text"/>	<input type="text"/>	<input type="text"/>	0
<u>American Indian or Alaska Native</u>	<input type="text"/>	<input type="text"/>	<input type="text"/>	<input type="text"/>	<input type="text"/>	<input type="text"/>	0
<u>Asian</u>	<input type="text"/>	<input type="text"/>	<input type="text"/>	<input type="text"/>	<input type="text"/>	<input type="text"/>	0
<u>Black or African American</u>	<input type="text"/>	<input type="text"/>	<input type="text"/>	<input type="text"/>	<input type="text"/>	<input type="text"/>	0
<u>Native Hawaiian or Other Pacific Islander</u>	<input type="text"/>	<input type="text"/>	<input type="text"/>	<input type="text"/>	<input type="text"/>	<input type="text"/>	0
<u>White</u>	<input type="text"/>	<input type="text"/>	<input type="text"/>	<input type="text"/>	<input type="text"/>	<input type="text"/>	0
Two or more races	<input type="text"/>	<input type="text"/>	<input type="text"/>	<input type="text"/>	<input type="text"/>	<input type="text"/>	0
<u>Race and ethnicity unknown</u>	<input type="text"/>	<input type="text"/>	<input type="text"/>	<input type="text"/>	<input type="text"/>	<input type="text" value="0"/>	0
Total men	0	0	0	0	0	0	0

Women

Gender and race/ethnicity	Academic Rank					No academic rank	Total
	Professors	Associate professors	Assistant professors	Instructors	Lecturers		
<u>U.S. Nonresident</u>	<input type="text"/>	<input type="text"/>	<input type="text"/>	<input type="text"/>	<input type="text"/>	<input type="text"/>	0
Hispanic/Latino	<input type="text"/>	<input type="text"/>	<input type="text"/>	<input type="text"/>	<input type="text"/>	<input type="text"/>	0
American Indian or Alaska Native	<input type="text"/>	<input type="text"/>	<input type="text"/>	<input type="text"/>	<input type="text"/>	<input type="text"/>	0
Asian	<input type="text"/>	<input type="text"/>	<input type="text"/>	<input type="text"/>	<input type="text"/>	<input type="text"/>	0
Black or African American	<input type="text"/>	<input type="text"/>	<input type="text"/>	<input type="text"/>	<input type="text"/>	<input type="text"/>	0
Native Hawaiian or Other Pacific Islander	<input type="text"/>	<input type="text"/>	<input type="text"/>	<input type="text"/>	<input type="text"/>	<input type="text"/>	0
White	<input type="text"/>	<input type="text"/>	<input type="text"/>	<input type="text"/>	<input type="text"/>	<input type="text"/>	0
Two or more races	<input type="text"/>	<input type="text"/>	<input type="text"/>	<input type="text"/>	<input type="text"/>	<input type="text"/>	0
Race and ethnicity unknown	<input type="text"/>	<input type="text"/>	<input type="text"/>	<input type="text"/>	<input type="text"/>	<input type="text" value="0"/>	0
Total women	0	0	0	0	0	0	0

Total (men+women)	0	0	0	0	0	0	0
Total from prior year							

Institution: Southwestern Oregon Community College (210155)

User ID: P2101551

Part A1 - Full-time Instructional Staff - Without Faculty Status

Number of Full-time Instructional Staff Without Faculty Status

As of November 1, 2022

- Report Hispanic/Latino individuals of any race as Hispanic/Latino
- Report race for non-Hispanic/Latino individuals only
- Include both Primarily Instruction and Instruction Combined with Research and/or Public Service

Men

Race/ethnicity	Without Faculty Status
<u>U.S. Nonresident</u>	<input type="text"/>
<u>Hispanic/Latino</u>	<input type="text"/>
<u>American Indian or Alaska Native</u>	<input type="text"/>
<u>Asian</u>	<input type="text"/>
<u>Black or African American</u>	<input type="text"/>
<u>Native Hawaiian or Other Pacific Islander</u>	<input type="text"/>
<u>White</u>	<input type="text"/>
Two or more races	<input type="text"/>
<u>Race and ethnicity unknown</u>	<input type="text" value="0"/>
Total men	0

Women

Race/ethnicity	Without Faculty Status
<u>U.S. Nonresident</u>	<input type="text"/>
Hispanic/Latino	<input type="text"/>
American Indian or Alaska Native	<input type="text"/>
Asian	<input type="text"/>
Black or African American	<input type="text"/>
Native Hawaiian or Other Pacific Islander	<input type="text"/>
White	<input type="text"/>
Two or more races	<input type="text"/>
Race and ethnicity unknown	<input type="text" value="0"/>
Total women	0

Total (men+women)	0
Total from prior year	

Institution: Southwestern Oregon Community College (210155)



User ID: P2101551

Part A2 - Full-time Instructional Staff by Function

Number of Full-time Instructional Staff

As of November 1, 2022

- Report Primarily Instruction and Instruction Combined with Research and/or Public Service separately, as indicated below

	With <u>Faculty Status</u>						Without Faculty Status	Total
	<u>Tenured</u>	<u>On Tenure Track</u>	<u>Not on Tenure Track</u>					
			<u>Multi- year</u>	<u>Annual contract</u>	<u>Less-than-annual contract</u>	<u>Indefinite duration (continuing or at-will)</u>		
<u>Instructional staff</u>	27	13	5	3	0	0	0	48
Total carried forward from previous screens	27	13	5	3	0	0	0	48
<u>Primarily Instruction</u>	27	13	5	3	0	0	0	48
 Exclusively credit	<input type="text" value="25"/>	<input type="text" value="13"/>	<input type="text" value="5"/>	<input type="text" value="2"/>	<input type="text"/>	<input type="text"/>	<input type="text"/>	45
 Exclusively not-for-credit	<input type="text" value="2"/>	<input type="text"/>	<input type="text"/>	<input type="text" value="1"/>	<input type="text"/>	<input type="text"/>	<input type="text"/>	3
Combined credit/not-for-credit	<input type="text"/>	<input type="text"/>	<input type="text"/>	<input type="text"/>	<input type="text"/>	<input type="text"/>	<input type="text"/>	0
<u>Instruction/research/public service staff</u>	<input type="text"/>	<input type="text"/>	<input type="text"/>	<input type="text"/>	<input type="text"/>	<input type="text"/>	<input type="text"/>	0

Institution: Southwestern Oregon Community College (210155)

User ID: P2101551

Part A3 - Full-time Instructional Staff - Totals

Total number of Full-time Instructional Staff

As of November 1, 2022

Race/ethnicity	Total men	Total women	Total (men+women)
<u>U.S. Nonresident</u>	0	0	0
Hispanic/Latino	0	0	0
American Indian or Alaska Native	0	2	2
Asian	0	0	0
Black or African American	0	0	0
Native Hawaiian or Other Pacific Islander	0	1	1
White	25	16	41
Two or more races	0	0	0
Race and ethnicity unknown	2	2	4
Total	27	21	48
Total from prior year			46

Institution: Southwestern Oregon Community College (210155)

User ID: P2101551

Part B1 - Full-time Non-instructional Staff by Occupational Category

Number of **Full-time** Non-instructional Staff by Occupational Category

As of November 1, 2022

- Report Hispanic/Latino individuals of any race as Hispanic/Latino
- Report race for non-Hispanic/Latino individuals only

Men

Race/ethnicity	<u>Instructional Staff</u> (carried forward from Part A)	<u>Research staff</u>	<u>Public Service staff</u>
<u>U.S. Nonresident</u>	0	<input type="text"/>	<input type="text"/>
<u>Hispanic/Latino</u>	0	<input type="text"/>	<input type="text"/>
<u>American Indian or Alaska Native</u>	0	<input type="text"/>	<input type="text"/>
<u>Asian</u>	0	<input type="text"/>	<input type="text"/>
<u>Black or African American</u>	0	<input type="text"/>	<input type="text"/>
<u>Native Hawaiian or Other Pacific Islander</u>	0	<input type="text"/>	<input type="text"/>
<u>White</u>	25	<input type="text"/>	<input type="text" value="0"/>
Two or more races	0	<input type="text"/>	<input type="text"/>
<u>Race and ethnicity unknown</u>	2	<input type="text"/>	<input type="text"/>
Total men	27	0	0

Women

Race/ethnicity	<u>Instructional Staff</u> (carried forward from Part A)	<u>Research staff</u>	<u>Public Service staff</u>
<u>U.S. Nonresident</u>	0	<input type="text"/>	<input type="text"/>
Hispanic/Latino	0	<input type="text"/>	<input type="text"/>
American Indian or Alaska Native	2	<input type="text"/>	<input type="text"/>
Asian	0	<input type="text"/>	<input type="text"/>
Black or African American	0	<input type="text"/>	<input type="text"/>
Native Hawaiian or Other Pacific Islander	1	<input type="text"/>	<input type="text"/>
White	16	<input type="text"/>	<input type="text" value="0"/>
Two or more races	0	<input type="text"/>	<input type="text"/>
Race and ethnicity unknown	2	<input type="text"/>	<input type="text"/>
Total women	21	0	0

Total (men+women)	48	0	<input checked="" type="checkbox"/> 0
Total from prior year	46		10

Institution: Southwestern Oregon Community College (210155)

User ID: P2101551

Part B1 - Full-time Non-instructional Staff by Occupational Category

Number of **Full-time** Non-instructional Staff by Occupational Category

As of November 1, 2022

- Report Hispanic/Latino individuals of any race as Hispanic/Latino
- Report race for non-Hispanic/Latino individuals only

Men

Race/ethnicity	<u>Archivists, Curators, and Museum Technicians</u> 25-4010	<u>Librarians and Media Collections Specialists</u> 25-4020	<u>Library Technicians</u> 25-4030	i <u>Student and Academic Affairs and Other Education Services Occupations</u> 25-2000 + 25-3000 + 25-9000
<u>U.S. Nonresident</u>	<input type="text"/>	<input type="text"/>	<input type="text"/>	<input type="text"/>
<u>Hispanic/Latino</u>	<input type="text"/>	<input type="text"/>	<input type="text"/>	<input type="text"/>
<u>American Indian or Alaska Native</u>	<input type="text"/>	<input type="text"/>	<input type="text"/>	<input type="text"/>
<u>Asian</u>	<input type="text"/>	<input type="text"/>	<input type="text"/>	<input type="text"/>
<u>Black or African American</u>	<input type="text"/>	<input type="text"/>	<input type="text"/>	<input type="text"/>
<u>Native Hawaiian or Other Pacific Islander</u>	<input type="text"/>	<input type="text"/>	<input type="text"/>	<input type="text"/>
<u>White</u>	<input type="text"/>	<input type="text"/>	<input type="text"/>	<input type="text" value="4"/>
Two or more races	<input type="text"/>	<input type="text"/>	<input type="text"/>	<input type="text"/>
<u>Race and ethnicity unknown</u>	<input type="text"/>	<input type="text"/>	<input type="text"/>	<input type="text"/>
Total men	0	0	0	4

Women

Race/ethnicity	<u>Archivists, Curators, and Museum Technicians</u> 25-4010	<u>Librarians and Media Collections Specialists</u> 25-4020	<u>Library Technicians</u> 25-4030	<u>Student and Academic Affairs and Other Education Services Occupations</u> 25-2000 + 25-3000 + 25-9000
<u>U.S. Nonresident</u>	<input type="text"/>	<input type="text"/>	<input type="text"/>	<input type="text"/>
Hispanic/Latino	<input type="text"/>	<input type="text"/>	<input type="text"/>	<input type="text"/>
American Indian or Alaska Native	<input type="text"/>	<input type="text"/>	<input type="text"/>	<input type="text"/>
Asian	<input type="text"/>	<input type="text"/>	<input type="text"/>	<input type="text"/>
Black or African American	<input type="text"/>	<input type="text"/>	<input type="text"/>	<input type="text"/>
Native Hawaiian or Other Pacific Islander	<input type="text"/>	<input type="text"/>	<input type="text"/>	<input type="text"/>
White	<input type="text"/>	<input type="text" value="1"/>	<input type="text" value="1"/>	<input type="text" value="6"/>
Two or more races	<input type="text"/>	<input type="text"/>	<input type="text"/>	<input type="text"/>
Race and ethnicity unknown	<input type="text"/>	<input type="text"/>	<input type="text"/>	<input type="text"/>
Total women	0	1	1	6
Total (men+women)	0	1	1	10
Total from prior year		1	2	17

Institution: Southwestern Oregon Community College (210155)

User ID: P2101551

Part B1 - Full-time Non-instructional Staff by Occupational Category

Number of **Full-time** Non-instructional Staff by Occupational Category

As of November 1, 2022

- Report Hispanic/Latino individuals of any race as Hispanic/Latino
- Report race for non-Hispanic/Latino individuals only

Men

Race/ethnicity	<u>Management Occupations</u> 11-0000	<u>Business and Financial Operations Occupations</u> 13-0000	<u>Computer, Engineering, and Science Occupations</u> 15-0000 + 17-0000 + 19-0000	<u>Community, Social Service, Legal, Arts, Design, Entertainment, Sports, and Media Occupations</u> 21-0000 + 23-0000 + 27-0000	<u>Healthcare Practitioners and Technical Occupations</u> 29-0000
<u>U.S. Nonresident</u>	<input type="text"/>	<input type="text"/>	<input type="text"/>	<input type="text"/>	<input type="text"/>
<u>Hispanic/Latino</u>	<input type="text" value="1"/>	<input type="text"/>	<input type="text" value="1"/>	<input type="text"/>	<input type="text"/>
<u>American Indian or Alaska Native</u>	<input type="text" value="1"/>	<input type="text"/>	<input type="text"/>	<input type="text"/>	<input type="text"/>
<u>Asian</u>	<input type="text"/>	<input type="text"/>	<input type="text"/>	<input type="text"/>	<input type="text"/>
<u>Black or African American</u>	<input type="text"/>	<input type="text"/>	<input type="text"/>	<input type="text"/>	<input type="text"/>
<u>Native Hawaiian or Other Pacific Islander</u>	<input type="text"/>	<input type="text"/>	<input type="text"/>	<input type="text"/>	<input type="text"/>
<u>White</u>	<input type="text" value="5"/>	<input type="text"/>	<input type="text" value="6"/>	<input type="text" value="2"/>	<input type="text"/>
Two or more races	<input type="text"/>	<input type="text"/>	<input type="text"/>	<input type="text"/>	<input type="text"/>
<u>Race and ethnicity unknown</u>	<input type="text" value="1"/>	<input type="text"/>	<input type="text"/>	<input type="text"/>	<input type="text"/>
Total men	8	0	7	2	0

Women

Race/ethnicity	<u>Management Occupations</u> 11-0000	<u>Business and Financial Operations Occupations</u> 13-0000	<u>Computer, Engineering, and Science Occupations</u> 15-0000 + 17-0000 + 19-0000	<u>Community, Social Service, Legal, Arts, Design, Entertainment, Sports, and Media Occupations</u> 21-0000 + 23-0000 + 27-0000	<u>Healthcare Practitioners and Technical Occupations</u> 29-0000
<u>U.S. Nonresident</u>	<input type="text"/>	<input type="text"/>	<input type="text"/>	<input type="text"/>	<input type="text"/>
Hispanic/Latino	<input type="text"/>	<input type="text"/>	<input type="text"/>	<input type="text" value="1"/>	<input type="text"/>
American Indian or Alaska Native	<input type="text"/>	<input type="text"/>	<input type="text"/>	<input type="text" value="1"/>	<input type="text"/>
Asian	<input type="text"/>	<input type="text"/>	<input type="text"/>	<input type="text"/>	<input type="text"/>
Black or African American	<input type="text"/>	<input type="text"/>	<input type="text"/>	<input type="text"/>	<input type="text"/>
Native Hawaiian or Other Pacific Islander	<input type="text"/>	<input type="text"/>	<input type="text"/>	<input type="text"/>	<input type="text"/>
White	<input type="text" value="7"/>	<input type="text" value="8"/>	<input type="text" value="2"/>	<input type="text" value="11"/>	<input type="text"/>
Two or more races	<input type="text"/>	<input type="text"/>	<input type="text"/>	<input type="text"/>	<input type="text"/>
Race and ethnicity unknown	<input type="text"/>	<input type="text"/>	<input type="text"/>	<input type="text" value="1"/>	<input type="text"/>
Total women	7	8	2	14	0
Total (men+women)	15	8	9	16	0
Total from prior year	15	5	7	8	

Institution: Southwestern Oregon Community College (210155)

User ID: P2101551

Part B1 - Full-time Non-instructional Staff by Occupational Category

Number of **Full-time** Non-instructional Staff by Occupational Category

As of November 1, 2022

- Report Hispanic/Latino individuals of any race as Hispanic/Latino
- Report race for non-Hispanic/Latino individuals only

Men

Race/ethnicity	<u>Service Occupations</u> 31-0000 + 33-0000 + 35-0000 + 37-0000 + 39-0000	<u>Sales and Related Occupations</u> 41-0000	<u>Office and Administrative Support Occupations</u> 43-0000	<u>Natural Resources, Construction, and Maintenance Occupations</u> 45-0000 + 47-0000 + 49-0000	<u>Production, Transportation, and Material Moving Occupations</u> 51-0000 + 53-0000	Grand Total (All full-time staff)
<u>U.S. Nonresident</u>	<input type="text"/>	<input type="text"/>	<input type="text"/>	<input type="text"/>	<input type="text"/>	0
<u>Hispanic/Latino</u>	<input type="text" value="1"/>	<input type="text"/>	<input type="text"/>	<input type="text"/>	<input type="text"/>	3
<u>American Indian or Alaska Native</u>	<input type="text" value="1"/>	<input type="text"/>	<input type="text"/>	<input type="text"/>	<input type="text"/>	2
<u>Asian</u>	<input type="text" value="1"/>	<input type="text"/>	<input type="text"/>	<input type="text"/>	<input type="text"/>	1
<u>Black or African American</u>	<input type="text"/>	<input type="text"/>	<input type="text"/>	<input type="text"/>	<input type="text"/>	0
<u>Native Hawaiian or Other Pacific Islander</u>	<input type="text"/>	<input type="text"/>	<input type="text"/>	<input type="text"/>	<input type="text"/>	0
<u>White</u>	<input type="text" value="12"/>	<input type="text"/>	<input type="text" value="4"/>	<input type="text" value="4"/>	<input type="text"/>	62
Two or more races	<input type="text"/>	<input type="text"/>	<input type="text"/>	<input type="text"/>	<input type="text"/>	0
<u>Race and ethnicity unknown</u>	<input type="text"/>	<input type="text"/>	<input type="text"/>	<input type="text"/>	<input type="text"/>	3
Total men	15	0	4	4	0	71

Women

Race/ethnicity	<u>Service Occupations</u> 31-0000 + 33-0000 + 35-0000 + 37-0000 + 39-0000	<u>Sales and Related Occupations</u> 41-0000	<u>Office and Administrative Support Occupations</u> 43-0000	<u>Natural Resources, Construction, and Maintenance Occupations</u> 45-0000 + 47-0000 + 49-0000	<u>Production, Transportation, and Material Moving Occupations</u> 51-0000 + 53-0000	Grand Total (All full-time staff)
<u>U.S. Nonresident</u>	<input type="text"/>	<input type="text"/>	<input type="text"/>	<input type="text"/>	<input type="text"/>	0
Hispanic/Latino	<input type="text"/>	<input type="text"/>	<input type="text"/>	<input type="text"/>	<input type="text"/>	1
American Indian or Alaska Native	<input type="text"/>	<input type="text"/>	<input type="text"/>	<input type="text"/>	<input type="text"/>	3
Asian	<input type="text"/>	<input type="text"/>	<input type="text"/>	<input type="text"/>	<input type="text"/>	0
Black or African American	<input type="text"/>	<input type="text"/>	<input type="text"/>	<input type="text"/>	<input type="text"/>	0
Native Hawaiian or Other Pacific Islander	<input type="text"/>	<input type="text"/>	<input type="text"/>	<input type="text"/>	<input type="text"/>	1
White	<input type="text" value="4"/>	<input type="text" value="1"/>	<input type="text" value="18"/>	<input type="text"/>	<input type="text"/>	75
Two or more races	<input type="text"/>	<input type="text"/>	<input type="text"/>	<input type="text"/>	<input type="text"/>	0
Race and ethnicity unknown	<input type="text"/>	<input type="text"/>	<input type="text"/>	<input type="text"/>	<input type="text"/>	3
Total women	4	1	18	0	0	83

Total (men+women)	<input checked="" type="checkbox"/> 19	1	22	4	0	154
Total from prior year	30	1	31			173


Institution: Southwestern Oregon Community College (210155)

User ID: P2101551

Part B2 - Full-time Non-instructional Staff by Occupational Category and Tenure Status

Number of **Full-time** Non-instructional Staff

As of November 1, 2022

Occupational category	With <u>Faculty Status</u>							Without Faculty Status	Total
	<u>Tenured</u>	<u>On Tenure Track</u>	<u>Not on Tenure Track</u>						
			<u>Multi-year</u>	<u>Annual contract</u>	<u>Less-than-annual contract</u>	<u>Indefinite duration (continuing or at-will)</u>			
<u>Research staff</u>	<input type="text"/>	<input type="text"/>	<input type="text"/>	<input type="text"/>	<input type="text"/>	<input type="text"/>	<input type="text"/>	<input type="text"/>	0
<u>Public Service staff</u>	<input type="text"/>	<input type="text"/>	<input type="text"/>	<input type="text"/>	<input type="text"/>	<input type="text"/>	<input type="text"/>	<input type="text"/>	0
<u>Archivists, Curators, and Museum Technicians</u> 25-4010	<input type="text"/>	<input type="text"/>	<input type="text"/>	<input type="text"/>	<input type="text"/>	<input type="text"/>	<input type="text"/>	<input type="text"/>	0
<u>Librarians and Media Collections Specialists</u> 25-4020	<input type="text" value="1"/>	<input type="text"/>	<input type="text"/>	<input type="text"/>	<input type="text"/>	<input type="text"/>	<input type="text"/>	<input type="text"/>	1
<u>Library Technicians</u> 25-4030	<input type="text"/>	<input type="text"/>	<input type="text"/>	<input type="text"/>	<input type="text"/>	<input type="text"/>	<input type="text"/>	<input type="text" value="1"/>	1
<u> Student and Academic Affairs and Other Education Services Occupations</u> 25-2000 + 25-3000 + 25-9000	<input type="text"/>	<input type="text"/>	<input type="text"/>	<input type="text"/>	<input type="text"/>	<input type="text"/>	<input type="text"/>	<input type="text" value="10"/>	10
<u>Management Occupations</u> 11-0000	<input type="text"/>	<input type="text"/>	<input type="text"/>	<input type="text"/>	<input type="text"/>	<input type="text"/>	<input type="text"/>	<input type="text" value="15"/>	15
<u>Business and Financial Operations Occupations</u> 13-0000	<input type="text"/>	<input type="text"/>	<input type="text"/>	<input type="text"/>	<input type="text"/>	<input type="text"/>	<input type="text"/>	<input type="text" value="8"/>	8
<u>Computer, Engineering, and Science Occupations</u> 15-0000 + 17-0000 + 19-0000	<input type="text"/>	<input type="text"/>	<input type="text"/>	<input type="text"/>	<input type="text"/>	<input type="text"/>	<input type="text"/>	<input type="text" value="9"/>	9
<u>Community, Social Service, Legal, Arts, Design, Entertainment, Sports, and Media Occupations</u> 21-0000 + 23-0000 + 27-0000	<input type="text"/>	<input type="text"/>	<input type="text"/>	<input type="text"/>	<input type="text"/>	<input type="text"/>	<input type="text"/>	<input type="text" value="16"/>	16
<u>Healthcare Practitioners and Technical Occupations</u> 29-0000	<input type="text"/>	<input type="text"/>	<input type="text"/>	<input type="text"/>	<input type="text"/>	<input type="text"/>	<input type="text"/>	<input type="text"/>	0
Total	1	0	0	0	0	0	0	59	60
Total from prior year	1							64	65

Institution: Southwestern Oregon Community College (210155)

User ID: P2101551

Part C - Full-time Summary

Summary of Full-time Staff

As of November 1, 2022

- Data will not be generated on this screen until the relevant screens in the previous section have been completed.

Occupational category		With Faculty Status					Without Faculty Status	Total	
		Tenured	On Tenure Track	Not on Tenure Track					
				Multi-year	Annual contract	Less-than-annual contract			Indefinite duration (continuing or at-will)
Primarily Instruction		27	13	5	3	0	0	0	48
	Exclusively credit	25	13	5	2				45
	Exclusively not-for-credit	2			1				3
	Combined credit/not-for-credit								0
Instruction/research/public service staff									0
Research staff									0
Public Service staff									0
Archivists, Curators, and Museum Technicians 25-4010									0
Librarians and Media Collections Specialists 25-4020		1							1
Library Technicians 25-4030								1	1
Student and Academic Affairs and Other Education Services Occupations 25-2000 + 25-3000 + 25-9000								10	10
Management Occupations 11-0000								15	15
Business and Financial Operations Occupations 13-0000								8	8
Computer, Engineering, and Science Occupations 15-0000 + 17-0000 + 19-0000								9	9
Community, Social Service, Legal, Arts, Design, Entertainment, Sports, and Media Occupations 21-0000 + 23-0000 + 27-0000								16	16
Healthcare Practitioners and Technical Occupations 29-0000									0
Service Occupations 31-0000 + 33-0000 + 35-0000 + 37-0000 + 39-0000									19
Sales and Related Occupations 41-0000									1
Office and Administrative Support Occupations 43-0000									22
Natural Resources, Construction, and Maintenance Occupations 45-0000 + 47-0000 + 49-0000									4
Production, Transportation, and Material Moving Occupations 51-0000 + 53-0000									0
Total									154

Institution: Southwestern Oregon Community College (210155)

User ID: P2101551

Part G1 - Salaries Worksheet

Number of **Full-time Instructional Staff** For Calculation of Total Number of Months

Annual Salary, 2022-23

- Report the number of instructional staff based on the number of months to be worked
- Months reported should correspond with the number of months that staff worked (which may differ from the number of months over which they are paid)
- Include ONLY full-time instructional staff
- Include instructional staff *with* faculty status and *without* faculty status
- Include instructional staff regardless of tenure status

Men

Gender and academic rank	Months worked					Total Staff	Total staff for salary reporting
	12 months	11 months	10 months	9 months	< 9 months		
Professors	<input type="text"/>	<input type="text"/>	<input type="text"/>	10	<input type="text"/>	10	10
Associate professors	<input type="text"/>	<input type="text"/>	<input type="text"/>	9	<input type="text"/>	9	9
Assistant professors	1	<input type="text"/>	<input type="text"/>	6	<input type="text"/>	7	7
Instructors	<input type="text"/>	<input type="text"/>	<input type="text"/>	<input type="text"/>	<input type="text"/>	0	0
Lecturers	<input type="text"/>	<input type="text"/>	<input type="text"/>	1	<input type="text"/>	1	1
No academic rank	<input type="text"/>	<input type="text"/>	<input type="text"/>	<input type="text"/>	<input type="text"/>	0	0
Total men	1	0	0	26	0	27	27
Total men full-time instructional staff from Part A						27	

Women

Gender and academic rank	Months worked					Total Staff	Total staff for salary reporting
	12 months	11 months	10 months	9 months	< 9 months		
Professors	<input type="text"/>	<input type="text"/>	<input type="text"/>	4	<input type="text"/>	4	4
Associate professors	<input type="text"/>	<input type="text"/>	<input type="text"/>	4	<input type="text"/>	4	4
Assistant professors	<input type="text"/>	1	<input type="text"/>	10	<input type="text"/>	11	11
Instructors	<input type="text"/>	<input type="text"/>	<input type="text"/>	<input type="text"/>	<input type="text"/>	0	0
Lecturers	<input type="text"/>	<input type="text"/>	<input type="text"/>	2	<input type="text"/>	2	2
No academic rank	<input type="text"/>	<input type="text"/>	<input type="text"/>	<input type="text"/>	<input type="text"/>	0	0
Total women	0	1	0	20	0	21	21
Total women full-time instructional staff from Part A						21	
Total (men+women)	1	1	0	46	0	48	48
Total (men+women) full-time instructional staff from Part A						48	

Institution: Southwestern Oregon Community College (210155)

User ID: P2101551

Part G2 - Salary Outlays for Instructional Staff

Salary Outlays for **Full-time Instructional Staff**

Annual Salary Outlays, 2022-23

- Report the TOTAL ANNUAL salary outlays for the full-time instructional staff reported in the 12 months, 11 months, 10 months, and 9 months columns on the previous screen, Part G1 – Salaries Worksheet
- Using the TOTAL ANNUAL salary outlays data provided, the system will calculate the Equated 9 months by academic rank and gender.

Men

Gender and academic rank	Total staff for salary reporting (from Part G, screen 1)	Salary Outlays				
		12 months	11 months	10 months	9 months	Equated 9 months
Professors	10				780,400	780,400
Associate professors	9				566,700	566,700
Assistant professors	7	74,054			345,500	401,041
Instructors	0					0
Lecturers	1				45,840	45,840
No academic rank	0					0
Total men	27	74,054	0	0	1,738,440	1,793,981

Women

Gender and academic rank	Total staff for salary reporting (from Part G, screen 1)	Salary Outlays				
		12 months	11 months	10 months	9 months	Equated 9 months
Professors	4				293,800	293,800
Associate professors	4				246,200	246,200
Assistant professors	11		61,716		584,900	635,384
Instructors	0					0
Lecturers	2				90,320	90,320
No academic rank	0					0
Total women	21	0	61,716	0	1,215,220	1,265,704
Total (men + women)	48	74,054	61,716	0	2,953,660	3,059,684

Institution: Southwestern Oregon Community College (210155)


User ID: P2101551

Part G3 - Average Salaries for Instructional Staff by Academic Rank

Average Salary by academic rank for Full-time Instructional Staff

Annual Average Salaries, 2022-23

Men

Gender and academic rank	Total staff for salary reporting (from Part G, screen 1)	Annual Average Salaries				
		12 months	11 months	10 months	9 months	 Equated 9 months
Professors	10				78,040	78,040
Associate professors	9				62,967	62,967
Assistant professors	7	74,054			57,583	57,292
Instructors	0					
Lecturers	1				45,840	45,840
No academic rank	0					
Total men	27	74,054			66,863	66,444

Women

Gender and academic rank	Total staff for salary reporting (from Part G, screen 1)	Annual Average Salaries				
		12 months	11 months	10 months	9 months	 Equated 9 months
Professors	4				73,450	73,450
Associate professors	4				61,550	61,550
Assistant professors	11		61,716		58,490	57,762
Instructors	0					
Lecturers	2				45,160	45,160
No academic rank	0					
Total women	21		61,716		60,761	60,272
Total (men+women)	48	74,054	61,716		64,210	63,743

Institution: Southwestern Oregon Community College (210155)

User ID: P2101551

Part G4 - Salary Outlays for Non-instructional Staff

Salary Outlays for **Full-time** Non-instructional Staff

Annual Salary Outlays, 2022-23

Occupational category	i Number of full-time staff (carried forward from the Part B - FT, non-instructional staff screens)	i Total annual salary outlays
<u>Research staff</u>	0	<input type="text"/>
<u>Public Service staff</u>	0	<input type="text"/>
<u>Library and Student and Academic Affairs and Other Education Services Occupations</u> 25-4000 + 25-2000 + 25-3000 + 25-9000	12	<input type="text" value="687,031"/>
<u>Management Occupations</u> 11-0000	15	<input type="text" value="1,456,607"/>
<u>Business and Financial Operations Occupations</u> 13-0000	8	<input type="text" value="438,153"/>
<u>Computer, Engineering, and Science Occupations</u> 15-0000 + 17-0000 + 19-0000	9	<input type="text" value="489,513"/>
<u>Community, Social Service, Legal, Arts, Design, Entertainment, Sports, and Media Occupations</u> 21-0000 + 23-0000 + 27-0000	16	<input type="text" value="750,488"/>
<u>Healthcare Practitioners and Technical Occupations</u> 29-0000	0	<input type="text"/>
<u>Service Occupations</u> 31-0000 + 33-0000 + 35-0000 + 37-0000 + 39-0000	19	<input type="text" value="789,362"/>
<u>Sales and Related Occupations</u> 41-0000	1	<input type="text" value="53,678"/>
<u>Office and Administrative Support Occupations</u> 43-0000	22	<input type="text" value="1,035,393"/>
<u>Natural Resources, Construction, and Maintenance Occupations</u> 45-0000 + 47-0000 + 49-0000	4	<input type="text" value="187,669"/>
<u>Production, Transportation, and Material Moving Occupations</u> 51-0000 + 53-0000	0	<input type="text"/>
Total	106	5,887,894
Total from prior year	127	6,552,751

Institution: Southwestern Oregon Community College (210155)

User ID: P2101551

Part D - Part-time Staff by Occupational Category

Number of **Part-time Staff** by Occupational Category

As of November 1, 2022

- Report Hispanic/Latino individuals of any race as Hispanic/Latino
- Report race for non-Hispanic/Latino individuals only

Men

Race/ethnicity	<u>Instructional staff</u>	<u>Research staff</u>	<u>Public Service staff</u>
<u>U.S. Nonresident</u>	<input type="text"/>	<input type="text"/>	<input type="text"/>
<u>Hispanic/Latino</u>	<input type="text" value="1"/>	<input type="text"/>	<input type="text"/>
<u>American Indian or Alaska Native</u>	<input type="text"/>	<input type="text"/>	<input type="text"/>
<u>Asian</u>	<input type="text"/>	<input type="text"/>	<input type="text"/>
<u>Black or African American</u>	<input type="text" value="1"/>	<input type="text"/>	<input type="text"/>
<u>Native Hawaiian or Other Pacific Islander</u>	<input type="text"/>	<input type="text"/>	<input type="text"/>
<u>White</u>	<input type="text" value="28"/>	<input type="text"/>	<input type="text"/>
Two or more races	<input type="text" value="1"/>	<input type="text"/>	<input type="text"/>
<u>Race and ethnicity unknown</u>	<input type="text" value="1"/>	<input type="text"/>	<input type="text"/>
Total men	32	0	0

Women

Race/ethnicity	<u>Instructional staff</u>	<u>Research staff</u>	<u>Public Service staff</u>
<u>U.S. Nonresident</u>	<input type="text"/>	<input type="text"/>	<input type="text"/>
Hispanic/Latino	<input type="text"/>	<input type="text"/>	<input type="text"/>
American Indian or Alaska Native	<input type="text" value="2"/>	<input type="text"/>	<input type="text"/>
Asian	<input type="text" value="1"/>	<input type="text"/>	<input type="text"/>
Black or African American	<input type="text" value="2"/>	<input type="text"/>	<input type="text"/>
Native Hawaiian or Other Pacific Islander	<input type="text"/>	<input type="text"/>	<input type="text"/>
White	<input type="text" value="55"/>	<input type="text"/>	<input type="text"/>
Two or more races	<input type="text"/>	<input type="text"/>	<input type="text"/>
Race and ethnicity unknown	<input type="text" value="1"/>	<input type="text"/>	<input type="text"/>
Total women	61	0	0

Total (men+women)	<input checked="" type="checkbox"/> 93	0	<input checked="" type="checkbox"/> 0
Total from prior year	153		3

Institution: Southwestern Oregon Community College (210155)

User ID: P2101551

Part D - Part-time Staff by Occupational Category

Number of **Part-time Staff** by Occupational Category

As of November 1, 2022

- Report Hispanic/Latino individuals of any race as Hispanic/Latino
- Report race for non-Hispanic/Latino individuals only

Men

Race/ethnicity	<u>Archivists, Curators, and Museum Technicians</u> 25-4010	<u>Librarians and Media Collections Specialists</u> 25-4020	<u>Library Technicians</u> 25-4030	<u>Student and Academic Affairs and Other Education Services Occupations</u> 25-2000 + 25-3000 + 25-9000	<u>Library and Student and Academic Affairs and Other Education Services Occupations</u>
<u>U.S. Nonresident</u>	<input type="text"/>	<input type="text"/>	<input type="text"/>	<input type="text"/>	0
<u>Hispanic/Latino</u>	<input type="text"/>	<input type="text"/>	<input type="text"/>	<input type="text"/>	0
<u>American Indian or Alaska Native</u>	<input type="text"/>	<input type="text"/>	<input type="text"/>	<input type="text"/>	0
<u>Asian</u>	<input type="text"/>	<input type="text"/>	<input type="text"/>	<input type="text"/>	0
<u>Black or African American</u>	<input type="text"/>	<input type="text"/>	<input type="text"/>	<input type="text"/>	0
<u>Native Hawaiian or Other Pacific Islander</u>	<input type="text"/>	<input type="text"/>	<input type="text"/>	<input type="text"/>	0
<u>White</u>	<input type="text"/>	<input type="text"/>	<input type="text"/>	<input type="text"/>	0
Two or more races	<input type="text"/>	<input type="text"/>	<input type="text"/>	<input type="text"/>	0
<u>Race and ethnicity unknown</u>	<input type="text"/>	<input type="text"/>	<input type="text"/>	<input type="text"/>	0
Total men	0	0	0	0	0

Women

Race/ethnicity	<u>Archivists, Curators, and Museum Technicians</u> 25-4010	<u>Librarians and Media Collections Specialists</u> 25-4020	<u>Library Technicians</u> 25-4030	<u>Student and Academic Affairs and Other Education Services Occupations</u> 25-2000 + 25-3000 + 25-9000	<u>Library and Student and Academic Affairs and Other Education Services Occupations</u>
<u>U.S. Nonresident</u>	<input type="text"/>	<input type="text"/>	<input type="text"/>	<input type="text"/>	0
Hispanic/Latino	<input type="text"/>	<input type="text"/>	<input type="text"/>	<input type="text"/>	0
American Indian or Alaska Native	<input type="text"/>	<input type="text"/>	<input type="text"/>	<input type="text"/>	0
Asian	<input type="text"/>	<input type="text"/>	<input type="text"/>	<input type="text"/>	0
Black or African American	<input type="text"/>	<input type="text"/>	<input type="text"/>	<input type="text"/>	0
Native Hawaiian or Other Pacific Islander	<input type="text"/>	<input type="text"/>	<input type="text"/>	<input type="text"/>	0
White	<input type="text"/>	<input type="text"/>	<input type="text"/>	<input type="text" value="1"/>	1
Two or more races	<input type="text"/>	<input type="text"/>	<input type="text"/>	<input type="text"/>	0
Race and ethnicity unknown	<input type="text"/>	<input type="text"/>	<input type="text"/>	<input type="text"/>	0
Total women	0	0	0	1	1

Total (men+women)	0	0	0	1	1
Total from prior year				1	1

Institution: Southwestern Oregon Community College (210155)

User ID: P2101551

Part D - Part-time Staff by Occupational Category

Number of **Part-time Staff**

As of November 1, 2022

- Report Hispanic/Latino individuals of any race as Hispanic/Latino
- Report race for non-Hispanic/Latino individuals only

Men

Race/ethnicity	<u>Management Occupations</u> 11-0000	<u>Business and Financial Operations Occupations</u> 13-0000	<u>Computer, Engineering, and Science Occupations</u> 15-0000 + 17-0000 + 19-0000	<u>Community, Social Service, Legal, Arts, Design, Entertainment, Sports, and Media Occupations</u> 21-0000 + 23-0000 + 27-0000	<u>Healthcare Practitioners and Technical Occupations</u> 29-0000
<u>U.S. Nonresident</u>	<input type="text"/>	<input type="text"/>	<input type="text"/>	<input type="text"/>	<input type="text"/>
<u>Hispanic/Latino</u>	<input type="text"/>	<input type="text"/>	<input type="text"/>	<input type="text"/>	<input type="text"/>
<u>American Indian or Alaska Native</u>	<input type="text"/>	<input type="text"/>	<input type="text"/>	<input type="text"/>	<input type="text"/>
<u>Asian</u>	<input type="text"/>	<input type="text"/>	<input type="text"/>	<input type="text"/>	<input type="text"/>
<u>Black or African American</u>	<input type="text"/>	<input type="text"/>	<input type="text"/>	<input type="text"/>	<input type="text"/>
<u>Native Hawaiian or Other Pacific Islander</u>	<input type="text"/>	<input type="text"/>	<input type="text"/>	<input type="text"/>	<input type="text"/>
<u>White</u>	<input type="text"/>	<input type="text"/>	<input type="text"/>	<input type="text" value="3"/>	<input type="text"/>
Two or more races	<input type="text"/>	<input type="text"/>	<input type="text"/>	<input type="text" value="1"/>	<input type="text"/>
<u>Race and ethnicity unknown</u>	<input type="text"/>	<input type="text"/>	<input type="text"/>	<input type="text"/>	<input type="text"/>
Total men	0	0	0	4	0

Women

Race/ethnicity	<u>Management Occupations</u> 11-0000	<u>Business and Financial Operations Occupations</u> 13-0000	<u>Computer, Engineering, and Science Occupations</u> 15-0000 + 17-0000 + 19-0000	<u>Community, Social Service, Legal, Arts, Design, Entertainment, Sports, and Media Occupations</u> 21-0000 + 23-0000 + 27-0000	<u>Healthcare Practitioners and Technical Occupations</u> 29-0000
<u>U.S. Nonresident</u>	<input type="text"/>	<input type="text"/>	<input type="text"/>	<input type="text"/>	<input type="text"/>
Hispanic/Latino	<input type="text"/>	<input type="text"/>	<input type="text"/>	<input type="text"/>	<input type="text"/>
American Indian or Alaska Native	<input type="text"/>	<input type="text"/>	<input type="text"/>	<input type="text"/>	<input type="text"/>
Asian	<input type="text"/>	<input type="text"/>	<input type="text"/>	<input type="text"/>	<input type="text"/>
Black or African American	<input type="text"/>	<input type="text"/>	<input type="text"/>	<input type="text"/>	<input type="text"/>
Native Hawaiian or Other Pacific Islander	<input type="text"/>	<input type="text"/>	<input type="text"/>	<input type="text"/>	<input type="text"/>
White	<input type="text"/>	<input type="text" value="1"/>	<input type="text"/>	<input type="text"/>	<input type="text"/>
Two or more races	<input type="text"/>	<input type="text"/>	<input type="text"/>	<input type="text"/>	<input type="text"/>
Race and ethnicity unknown	<input type="text"/>	<input type="text"/>	<input type="text"/>	<input type="text"/>	<input type="text"/>
Total women	0	1	0	0	0

Total (men+women)	0	1	0	4	0
Total from prior year		1		1	

Institution: Southwestern Oregon Community College (210155)

User ID: P2101551

Part D - Part-time Staff by Occupational Category

Number of **Part-time Staff**

As of November 1, 2022

- Report Hispanic/Latino individuals of any race as Hispanic/Latino
- Report race for non-Hispanic/Latino individuals only

Men

Race/ethnicity	<u>Service Occupations</u> 31-0000 + 33-0000 + 35-0000 + 37-0000 + 39-0000	<u>Sales and Related Occupations</u> 41-0000	<u>Office and Administrative Support Occupations</u> 43-0000	<u>Natural Resources, Construction, and Maintenance Occupations</u> 45-0000 + 47-0000 + 49-0000	<u>Production, Transportation, and Material Moving Occupations</u> 51-0000 + 53-0000	Grand Total (All part-time staff)
<u>U.S. Nonresident</u>	<input type="text"/>	<input type="text"/>	<input type="text"/>	<input type="text"/>	<input type="text"/>	0
<u>Hispanic/Latino</u>	<input type="text"/>	<input type="text"/>	<input type="text"/>	<input type="text"/>	<input type="text"/>	1
<u>American Indian or Alaska Native</u>	<input type="text"/>	<input type="text"/>	<input type="text"/>	<input type="text"/>	<input type="text"/>	0
<u>Asian</u>	<input type="text"/>	<input type="text"/>	<input type="text"/>	<input type="text"/>	<input type="text"/>	0
<u>Black or African American</u>	<input type="text"/>	<input type="text"/>	<input type="text"/>	<input type="text"/>	<input type="text"/>	1
<u>Native Hawaiian or Other Pacific Islander</u>	<input type="text"/>	<input type="text"/>	<input type="text"/>	<input type="text"/>	<input type="text"/>	0
<u>White</u>	<input type="text" value="2"/>	<input type="text"/>	<input type="text"/>	<input type="text"/>	<input type="text"/>	33
Two or more races	<input type="text"/>	<input type="text"/>	<input type="text"/>	<input type="text"/>	<input type="text"/>	2
<u>Race and ethnicity unknown</u>	<input type="text" value="1"/>	<input type="text"/>	<input type="text"/>	<input type="text"/>	<input type="text"/>	2
Total men	3	0	0	0	0	39

Women

Race/ethnicity	<u>Service Occupations</u> 31-0000 + 33-0000 + 35-0000 + 37-0000 + 39-0000	<u>Sales and Related Occupations</u> 41-0000	<u>Office and Administrative Support Occupations</u> 43-0000	<u>Natural Resources, Construction, and Maintenance Occupations</u> 45-0000 + 47-0000 + 49-0000	<u>Production, Transportation, and Material Moving Occupations</u> 51-0000 + 53-0000	Grand Total (All part-time staff)
<u>U.S. Nonresident</u>	<input type="text"/>	<input type="text"/>	<input type="text"/>	<input type="text"/>	<input type="text"/>	0
Hispanic/Latino	<input type="text"/>	<input type="text"/>	<input type="text"/>	<input type="text"/>	<input type="text"/>	0
American Indian or Alaska Native	<input type="text"/>	<input type="text"/>	<input type="text"/>	<input type="text"/>	<input type="text"/>	2
Asian	<input type="text"/>	<input type="text"/>	<input type="text"/>	<input type="text"/>	<input type="text"/>	1
Black or African American	<input type="text"/>	<input type="text"/>	<input type="text"/>	<input type="text"/>	<input type="text"/>	2
Native Hawaiian or Other Pacific Islander	<input type="text"/>	<input type="text"/>	<input type="text"/>	<input type="text"/>	<input type="text"/>	0
White	<input type="text" value="3"/>	<input type="text"/>	<input type="text" value="3"/>	<input type="text"/>	<input type="text"/>	63
Two or more races	<input type="text"/>	<input type="text"/>	<input type="text"/>	<input type="text"/>	<input type="text"/>	0
Race and ethnicity unknown	<input type="text"/>	<input type="text"/>	<input type="text" value="1"/>	<input type="text"/>	<input type="text"/>	2
Total women	3	0	4	0	0	70

Total (men+women)	6	0	4	0	0	<input checked="" type="checkbox"/> 109
Total from prior year	8		7			174




Institution: Southwestern Oregon Community College (210155)

User ID: P2101551

Part E - Part-time Staff by Occupational Category and Tenure Status

Number of **Part-time Staff**

As of November 1, 2022

Occupational category		With <u>Faculty Status</u>					Without Faculty Status	Total	
		<u>Tenured</u>	<u>On Tenure Track</u>	<u>Not on Tenure Track</u>					
				<u>Multi-year</u>	<u>Annual contract</u>	<u>Less-than-annual contract</u>			<u>Indefinite duration (continuing or at-will).</u>
<u>Primarily Instruction</u>		0	0	0	0	0	0	93	93
	 Exclusively credit	<input type="text"/>	<input type="text"/>	<input type="text"/>	<input type="text"/>	<input type="text"/>	<input type="text"/>	<input type="text" value="70"/>	<input type="text" value="70"/>
	 Exclusively not-for-credit	<input type="text"/>	<input type="text"/>	<input type="text"/>	<input type="text"/>	<input type="text"/>	<input type="text"/>	<input type="text" value="22"/>	<input type="text" value="22"/>
	Combined credit/not-for-credit	<input type="text"/>	<input type="text"/>	<input type="text"/>	<input type="text"/>	<input type="text"/>	<input type="text"/>	<input type="text" value="1"/>	<input type="text" value="1"/>
<u>Instruction/research/public service staff</u>		<input type="text"/>	<input type="text"/>	<input type="text"/>	<input type="text"/>	<input type="text"/>	<input type="text"/>	<input type="text"/>	<input type="text" value="0"/>
<u>Research staff</u>		<input type="text"/>	<input type="text"/>	<input type="text"/>	<input type="text"/>	<input type="text"/>	<input type="text"/>	<input type="text"/>	<input type="text" value="0"/>
<u>Public Service staff</u>		<input type="text"/>	<input type="text"/>	<input type="text"/>	<input type="text"/>	<input type="text"/>	<input type="text"/>	<input type="text"/>	<input type="text" value="0"/>
<u>Archivists, Curators, and Museum Technicians 25-4010</u>		<input type="text"/>	<input type="text"/>	<input type="text"/>	<input type="text"/>	<input type="text"/>	<input type="text"/>	<input type="text"/>	<input type="text" value="0"/>
<u>Librarians and Media Collections Specialists 25-4020</u>		<input type="text"/>	<input type="text"/>	<input type="text"/>	<input type="text"/>	<input type="text"/>	<input type="text"/>	<input type="text"/>	<input type="text" value="0"/>
<u>Library Technicians 25-4030</u>		<input type="text"/>	<input type="text"/>	<input type="text"/>	<input type="text"/>	<input type="text"/>	<input type="text"/>	<input type="text"/>	<input type="text" value="0"/>
 <u>Student and Academic Affairs and Other Education Services Occupations 25-2000 + 25-3000 + 25-9000</u>		<input type="text"/>	<input type="text"/>	<input type="text"/>	<input type="text"/>	<input type="text"/>	<input type="text"/>	<input type="text" value="1"/>	<input type="text" value="1"/>
<u>Management Occupations 11-0000</u>		<input type="text"/>	<input type="text"/>	<input type="text"/>	<input type="text"/>	<input type="text"/>	<input type="text"/>	<input type="text"/>	<input type="text" value="0"/>
<u>Business and Financial Operations Occupations 13-0000</u>		<input type="text"/>	<input type="text"/>	<input type="text"/>	<input type="text"/>	<input type="text"/>	<input type="text"/>	<input type="text" value="1"/>	<input type="text" value="1"/>
<u>Computer, Engineering, and Science Occupations 15-0000 + 17-0000 + 19-0000</u>		<input type="text"/>	<input type="text"/>	<input type="text"/>	<input type="text"/>	<input type="text"/>	<input type="text"/>	<input type="text"/>	<input type="text" value="0"/>
<u>Community, Social Service, Legal, Arts, Design, Entertainment, Sports, and Media Occupations 21-0000 + 23-0000 + 27-0000</u>		<input type="text"/>	<input type="text"/>	<input type="text"/>	<input type="text"/>	<input type="text"/>	<input type="text"/>	<input type="text" value="4"/>	<input type="text" value="4"/>
<u>Healthcare Practitioners and Technical Occupations 29-0000</u>		<input type="text"/>	<input type="text"/>	<input type="text"/>	<input type="text"/>	<input type="text"/>	<input type="text"/>	<input type="text"/>	<input type="text" value="0"/>
Total		0	0	0	0	0	0	<input checked="" type="checkbox"/> 99	<input checked="" type="checkbox"/> 99
Total from prior year		0	0	0	0			159	159

Institution: Southwestern Oregon Community College (210155)

User ID: P2101551

Part F - Part-time Summary

Summary of Part-time Staff

As of November 1, 2022

Occupational category		With Faculty Status						Without Faculty Status	Total
		Tenured	On Tenure Track	Not on Tenure Track					
				Multi-year	Annual contract	Less-than-annual contract	Indefinite duration (continuing or at-will)		
Primarily Instruction		0	0	0	0	0	0	93	93
	Exclusively credit							70	70
	Exclusively not-for-credit							22	22
	Combined credit/not-for-credit							1	1
Instruction/research/public service staff									0
Research staff									0
Public Service staff									0
Archivists, Curators, and Museum Technicians 25-4010									0
Librarians and Media Collections Specialists 25-4020									0
Library Technicians 25-4030									0
Student and Academic Affairs and Other Education Services Occupations 25-2000 + 25-3000 + 25-9000								1	1
Management Occupations 11-0000									0
Business and Financial Operations Occupations 13-0000								1	1
Computer, Engineering, and Science Occupations 15-0000 + 17-0000 + 19-0000									0
Community, Social Service, Legal, Arts, Design, Entertainment, Sports, and Media Occupations 21-0000 + 23-0000 + 27-0000								4	4
Healthcare Practitioners and Technical Occupations 29-0000									0
Service Occupations 31-0000 + 33-0000 + 35-0000 + 37-0000 + 39-0000									6
Sales and Related Occupations 41-0000									0
Office and Administrative Support Occupations 43-0000									4
Natural Resources, Construction, and Maintenance Occupations 45-0000 + 47-0000 + 49-0000									0
Production, Transportation, and Material Moving Occupations 51-0000 + 53-0000									0
Total									109

Institution: Southwestern Oregon Community College (210155)

User ID: P2101551

Part H - New Hires, Full-time Instructional Staff by Tenure Status

Number of Newly Hired Full-time Permanent Instructional Staff

(Hired full-time between November 1, 2021 - October 31, 2022 and on the payroll as of November 1, 2022)

- Report Hispanic/Latino individuals of any race as Hispanic/Latino
- Report race for non-Hispanic/Latino individuals only
- Include Primarily Instruction and Instruction Combined with Research and Public Service

Men

Race/ethnicity	With <u>Faculty Status</u>						Without Faculty Status	Total
	<u>Tenured</u>	<u>On Tenure Track</u>	<u>Not on Tenure Track</u>					
			<u>Multi-year</u>	<u>Annual contract</u>	<u>Less-than-annual contract</u>	<u>Indefinite duration (continuing or at-will)</u>		
<u>U.S. Nonresident</u>	<input type="text"/>	<input type="text"/>	<input type="text"/>	<input type="text"/>	<input type="text"/>	<input type="text"/>	<input type="text"/>	0
<u>Hispanic/Latino</u>	<input type="text"/>	<input type="text"/>	<input type="text"/>	<input type="text"/>	<input type="text"/>	<input type="text"/>	<input type="text"/>	0
<u>American Indian or Alaska Native</u>	<input type="text"/>	<input type="text"/>	<input type="text"/>	<input type="text"/>	<input type="text"/>	<input type="text"/>	<input type="text"/>	0
<u>Asian</u>	<input type="text"/>	<input type="text"/>	<input type="text"/>	<input type="text"/>	<input type="text"/>	<input type="text"/>	<input type="text"/>	0
<u>Black or African American</u>	<input type="text"/>	<input type="text"/>	<input type="text"/>	<input type="text"/>	<input type="text"/>	<input type="text"/>	<input type="text"/>	0
<u>Native Hawaiian or Other Pacific Islander</u>	<input type="text"/>	<input type="text"/>	<input type="text"/>	<input type="text"/>	<input type="text"/>	<input type="text"/>	<input type="text"/>	0
<u>White</u>	<input type="text"/>	<input type="text" value="1"/>	<input type="text"/>	<input type="text"/>	<input type="text"/>	<input type="text"/>	<input type="text"/>	1
Two or more races	<input type="text"/>	<input type="text"/>	<input type="text"/>	<input type="text"/>	<input type="text"/>	<input type="text"/>	<input type="text"/>	0
<u>Race and ethnicity unknown</u>	<input type="text"/>	<input type="text"/>	<input type="text" value="1"/>	<input type="text"/>	<input type="text"/>	<input type="text"/>	<input type="text"/>	1
Total men	0	1	1	0	0	0	0	2

Women

Race/ethnicity	With <u>Faculty Status</u>						Without Faculty Status	Total
	<u>Tenured</u>	<u>On Tenure Track</u>	<u>Not on Tenure Track</u>					
			<u>Multi-year</u>	<u>Annual contract</u>	<u>Less-than-annual contract</u>	<u>Indefinite duration (continuing or at-will)</u>		
<u>U.S. Nonresident</u>	<input type="text"/>	<input type="text"/>	<input type="text"/>	<input type="text"/>	<input type="text"/>	<input type="text"/>	<input type="text"/>	0
Hispanic/Latino	<input type="text"/>	<input type="text"/>	<input type="text"/>	<input type="text"/>	<input type="text"/>	<input type="text"/>	<input type="text"/>	0
American Indian or Alaska Native	<input type="text"/>	<input type="text"/>	<input type="text"/>	<input type="text"/>	<input type="text"/>	<input type="text"/>	<input type="text"/>	0
Asian	<input type="text"/>	<input type="text"/>	<input type="text"/>	<input type="text"/>	<input type="text"/>	<input type="text"/>	<input type="text"/>	0
Black or African American	<input type="text"/>	<input type="text"/>	<input type="text"/>	<input type="text"/>	<input type="text"/>	<input type="text"/>	<input type="text"/>	0
Native Hawaiian or Other Pacific Islander	<input type="text"/>	<input type="text"/>	<input type="text"/>	<input type="text"/>	<input type="text"/>	<input type="text"/>	<input type="text"/>	0
White	<input type="text"/>	<input type="text" value="1"/>	<input type="text" value="1"/>	<input type="text"/>	<input type="text"/>	<input type="text"/>	<input type="text"/>	2
Two or more races	<input type="text"/>	<input type="text"/>	<input type="text"/>	<input type="text"/>	<input type="text"/>	<input type="text"/>	<input type="text"/>	0
Race and ethnicity unknown	<input type="text"/>	<input type="text"/>	<input type="text"/>	<input type="text"/>	<input type="text"/>	<input type="text"/>	<input type="text"/>	0
Total women	0	1	1	0	0	0	0	2
Total (men+women)	0	2	2	0	0	0	0	4

Institution: Southwestern Oregon Community College (210155)

User ID: P2101551

Part H - New Hires, Full-time Staff by Occupational Category

Number of Newly Hired Full-time Permanent Non-instructional Staff

(Hired full-time between November 1, 2021 - October 31, 2022 and on the payroll as of November 1, 2022)

- Report Hispanic/Latino individuals of any race as Hispanic/Latino
- Report race for non-Hispanic/Latino individuals only

Men

Race/ethnicity	<u>Instructional Staff</u> (from Part H, screen 1).	<u>Research staff</u>	<u>Public Service staff</u>	<u>Library and Student and Academic Affairs and Other Education Services Occupations</u> 25-4000 + 25-2000 + 25-3000 + 25-9000
<u>U.S. Nonresident</u>	0	<input type="text"/>	<input type="text"/>	<input type="text"/>
<u>Hispanic/Latino</u>	0	<input type="text"/>	<input type="text"/>	<input type="text"/>
<u>American Indian or Alaska Native</u>	0	<input type="text"/>	<input type="text"/>	<input type="text"/>
<u>Asian</u>	0	<input type="text"/>	<input type="text"/>	<input type="text"/>
<u>Black or African American</u>	0	<input type="text"/>	<input type="text"/>	<input type="text"/>
<u>Native Hawaiian or Other Pacific Islander</u>	0	<input type="text"/>	<input type="text"/>	<input type="text"/>
<u>White</u>	1	<input type="text"/>	0	<input type="text"/>
Two or more races	0	<input type="text"/>	<input type="text"/>	<input type="text"/>
<u>Race and ethnicity unknown</u>	1	<input type="text"/>	<input type="text"/>	<input type="text"/>
Total men	2	0	0	0

Women

Race/ethnicity	<u>Instructional Staff</u> (from Part H, screen 1).	<u>Research staff</u>	<u>Public Service staff</u>	<u>Library and Student and Academic Affairs and Other Education Services Occupations</u> 25-4000 + 25-2000 + 25-3000 + 25-9000
<u>U.S. Nonresident</u>	0	<input type="text"/>	<input type="text"/>	<input type="text"/>
Hispanic/Latino	0	<input type="text"/>	<input type="text"/>	<input type="text"/>
American Indian or Alaska Native	0	<input type="text"/>	<input type="text"/>	<input type="text"/>
Asian	0	<input type="text"/>	<input type="text"/>	<input type="text"/>
Black or African American	0	<input type="text"/>	<input type="text"/>	<input type="text"/>
Native Hawaiian or Other Pacific Islander	0	<input type="text"/>	<input type="text"/>	<input type="text"/>
White	2	<input type="text"/>	0	<input type="text"/>
Two or more races	0	<input type="text"/>	<input type="text"/>	<input type="text"/>
Race and ethnicity unknown	0	<input type="text"/>	<input type="text"/>	<input type="text"/>
Total women	2	0	0	0
Total (men+women)	4	0	0	0

Institution: Southwestern Oregon Community College (210155)

User ID: P2101551

Part H - New Hires, Full-time Staff by Occupational Category

Number of Newly Hired Full-time Permanent Non-instructional Staff

(Hired full-time between November 1, 2021 - October 31, 2022 and on the payroll as of November 1, 2022)

- Report Hispanic/Latino individuals of any race as Hispanic/Latino
- Report race for non-Hispanic/Latino individuals only

Men

Race/ethnicity	<u>Management Occupations</u> 11-0000	<u>Business and Financial Operations Occupations</u> 13-0000	<u>Computer, Engineering, and Science Occupations</u> 15-0000 + 17-0000 + 19-0000	<u>Community, Social Service, Legal, Arts, Design, Entertainment, Sports, and Media Occupations</u> 21-0000 + 23-0000 + 27-0000	<u>Healthcare Practitioners and Technical Occupations</u> 29-0000
<u>U.S. Nonresident</u>	<input type="text"/>	<input type="text"/>	<input type="text"/>	<input type="text"/>	<input type="text"/>
<u>Hispanic/Latino</u>	<input type="text"/>	<input type="text"/>	<input type="text"/>	<input type="text"/>	<input type="text"/>
<u>American Indian or Alaska Native</u>	<input type="text"/>	<input type="text"/>	<input type="text"/>	<input type="text"/>	<input type="text"/>
<u>Asian</u>	<input type="text"/>	<input type="text"/>	<input type="text"/>	<input type="text"/>	<input type="text"/>
<u>Black or African American</u>	<input type="text"/>	<input type="text"/>	<input type="text"/>	<input type="text"/>	<input type="text"/>
<u>Native Hawaiian or Other Pacific Islander</u>	<input type="text"/>	<input type="text"/>	<input type="text"/>	<input type="text"/>	<input type="text"/>
<u>White</u>	<input type="text" value="1"/>	<input type="text"/>	<input type="text" value="1"/>	<input type="text"/>	<input type="text"/>
Two or more races	<input type="text"/>	<input type="text"/>	<input type="text"/>	<input type="text"/>	<input type="text"/>
<u>Race and ethnicity unknown</u>	<input type="text"/>	<input type="text"/>	<input type="text"/>	<input type="text"/>	<input type="text"/>
Total men	1	0	1	0	0

Women

Race/ethnicity	<u>Management Occupations</u> 11-0000	<u>Business and Financial Operations Occupations</u> 13-0000	<u>Computer, Engineering, and Science Occupations</u> 15-0000 + 17-0000 + 19-0000	<u>Community, Social Service, Legal, Arts, Design, Entertainment, Sports, and Media Occupations</u> 21-0000 + 23-0000 + 27-0000	<u>Healthcare Practitioners and Technical Occupations</u> 29-0000
<u>U.S. Nonresident</u>	<input type="text"/>	<input type="text"/>	<input type="text"/>	<input type="text"/>	<input type="text"/>
<u>Hispanic/Latino</u>	<input type="text"/>	<input type="text"/>	<input type="text"/>	<input type="text"/>	<input type="text"/>
<u>American Indian or Alaska Native</u>	<input type="text"/>	<input type="text"/>	<input type="text"/>	<input type="text"/>	<input type="text"/>
<u>Asian</u>	<input type="text"/>	<input type="text"/>	<input type="text"/>	<input type="text"/>	<input type="text"/>
<u>Black or African American</u>	<input type="text"/>	<input type="text"/>	<input type="text"/>	<input type="text"/>	<input type="text"/>
<u>Native Hawaiian or Other Pacific Islander</u>	<input type="text"/>	<input type="text"/>	<input type="text"/>	<input type="text"/>	<input type="text"/>
<u>White</u>	<input type="text" value="2"/>	<input type="text" value="1"/>	<input type="text" value="1"/>	<input type="text" value="1"/>	<input type="text"/>
Two or more races	<input type="text"/>	<input type="text"/>	<input type="text"/>	<input type="text"/>	<input type="text"/>
<u>Race and ethnicity unknown</u>	<input type="text"/>	<input type="text"/>	<input type="text"/>	<input type="text"/>	<input type="text"/>
Total women	2	1	1	1	0
Total (men+women)	3	1	2	1	0

Institution: Southwestern Oregon Community College (210155)

User ID: P2101551

Part H - New Hires, Full-time Staff by Occupational Category

Number of Newly Hired Full-time Permanent Non-instructional Staff

(Hired full-time between November 1, 2021 - October 31, 2022 and on the payroll as of November 1, 2022)

- Report Hispanic/Latino individuals of any race as Hispanic/Latino
- Report race for non-Hispanic/Latino individuals only

Men

Race/ethnicity	<u>Service Occupations</u> 31-0000 + 33-0000 + 35-0000 + 37-0000 + 39-0000	<u>Sales and Related Occupations</u> 41-0000	<u>Office and Administrative Support Occupations</u> 43-0000	<u>Natural Resources, Construction, and Maintenance Occupations</u> 45-0000 + 47-0000 + 49-0000	<u>Production, Transportation, and Material Moving Occupations</u> 51-0000 + 53-0000	Grand Total (All full-time new hires)
<u>U.S. Nonresident</u>	<input type="text"/>	<input type="text"/>	<input type="text"/>	<input type="text"/>	<input type="text"/>	0
<u>Hispanic/Latino</u>	<input type="text"/>	<input type="text"/>	<input type="text"/>	<input type="text"/>	<input type="text"/>	0
<u>American Indian or Alaska Native</u>	<input type="text"/>	<input type="text"/>	<input type="text"/>	<input type="text"/>	<input type="text"/>	0
<u>Asian</u>	<input type="text"/>	<input type="text"/>	<input type="text"/>	<input type="text"/>	<input type="text"/>	0
<u>Black or African American</u>	<input type="text"/>	<input type="text"/>	<input type="text"/>	<input type="text"/>	<input type="text"/>	0
<u>Native Hawaiian or Other Pacific Islander</u>	<input type="text"/>	<input type="text"/>	<input type="text"/>	<input type="text"/>	<input type="text"/>	0
<u>White</u>	<input type="text" value="1"/>	<input type="text"/>	<input type="text" value="1"/>	<input type="text"/>	<input type="text"/>	5
Two or more races	<input type="text"/>	<input type="text"/>	<input type="text"/>	<input type="text"/>	<input type="text"/>	0
<u>Race and ethnicity unknown</u>	<input type="text"/>	<input type="text"/>	<input type="text"/>	<input type="text"/>	<input type="text"/>	1
Total men	1	0	1	0	0	6

Women

Race/ethnicity	<u>Service Occupations</u> 31-0000 + 33-0000 + 35-0000 + 37-0000 + 39-0000	<u>Sales and Related Occupations</u> 41-0000	<u>Office and Administrative Support Occupations</u> 43-0000	<u>Natural Resources, Construction, and Maintenance Occupations</u> 45-0000 + 47-0000 + 49-0000	<u>Production, Transportation, and Material Moving Occupations</u> 51-0000 + 53-0000	Grand Total (All full-time new hires)
<u>U.S. Nonresident</u>	<input type="text"/>	<input type="text"/>	<input type="text"/>	<input type="text"/>	<input type="text"/>	0
Hispanic/Latino	<input type="text"/>	<input type="text"/>	<input type="text"/>	<input type="text"/>	<input type="text"/>	0
American Indian or Alaska Native	<input type="text"/>	<input type="text"/>	<input type="text"/>	<input type="text"/>	<input type="text"/>	0
Asian	<input type="text"/>	<input type="text"/>	<input type="text"/>	<input type="text"/>	<input type="text"/>	0
Black or African American	<input type="text"/>	<input type="text"/>	<input type="text"/>	<input type="text"/>	<input type="text"/>	0
Native Hawaiian or Other Pacific Islander	<input type="text"/>	<input type="text"/>	<input type="text"/>	<input type="text"/>	<input type="text"/>	0
White	<input type="text" value="1"/>	<input type="text"/>	<input type="text" value="4"/>	<input type="text"/>	<input type="text"/>	12
Two or more races	<input type="text"/>	<input type="text"/>	<input type="text"/>	<input type="text"/>	<input type="text"/>	0
Race and ethnicity unknown	<input type="text"/>	<input type="text"/>	<input type="text"/>	<input type="text"/>	<input type="text"/>	0
Total women	1	0	4	0	0	12

Total (men+women)	2	0	5	0	0	18
-------------------	---	---	---	---	---	----

Institution: Southwestern Oregon Community College (210155)

User ID: P2101551

Human Resources Survey Evaluation

Were any staff members difficult to categorize? If so, please explain in the box below.

Prepared by

Prepared by

Reporting Reminders:

- The name of the preparer is being collected so that we can follow up with the appropriate person in the event that there are questions concerning the data.
- The Keyholder will be copied on all email correspondence to other preparers.
- The time it took to prepare this component is being collected so that we can continue to improve our estimate of the reporting burden associated with IPEDS.
- Please include in your estimate the time it took for you to review instructions, query and search data sources, complete and review the component, and submit the data through the Data Collection System.
- Thank you for your assistance.

This survey component was prepared by:					
<input type="radio"/>	Keyholder	<input type="radio"/>	SFA Contact	<input checked="" type="radio"/>	HR Contact
<input type="radio"/>	Finance Contact	<input type="radio"/>	Academic Library Contact	<input type="radio"/>	Other
Name:		<input type="text" value="Lisa Fletcher-Gordon"/>			
Email:		<input type="text" value="lfletcher@socc.edu"/>			

How many staff from your institution only were involved in the data collection and reporting process of this survey component?	
<input type="text" value="1.00"/>	Number of Staff (including yourself)

How many hours did you and others from your institution only spend on each of the steps below when responding to this survey component? <i>Exclude the hours spent collecting data for state and other reporting purposes.</i>				
Staff member	Collecting Data Needed	Revising Data to Match IPEDS Requirements	Entering Data	Revising and Locking Data
Your office	<input type="text" value="2.00"/> hours	<input type="text" value="2.00"/> hours	<input type="text" value="24.00"/> hours	<input type="text"/> hours
Other offices	<input type="text"/> hours	<input type="text"/> hours	<input type="text"/> hours	<input type="text"/> hours

Institution: Southwestern Oregon Community College (210155)

User ID: P2101551

Summary

Human Resources Component Summary

IPEDS collects important information regarding your institution. All data reported in IPEDS survey components become available in the IPEDS Data Center and appear as aggregated data in various Department of Education reports. Additionally, some of the reported data appears specifically for your institution through the College Navigator website and is included in your institution's Data Feedback Report (DFR). The purpose of this summary is to provide you an opportunity to view some of the data that, when accepted through the IPEDS quality control process, will appear on the College Navigator website and/or your DFR. College Navigator is updated approximately three months after the data collection period closes and Data Feedback Reports will be available through the [Data Center](#) and sent to your institution's CEO in November 2023.

Please review your data for accuracy. If you have questions about the data displayed below after reviewing the data reported on the survey screens, please contact the IPEDS Help Desk at: 1-877-225-2568 or ipedshelp@rti.org.

Number of staff by employment status and occupational category: Fall 2022			
Occupational category	Reported values		FTE staff
	Number of full-time staff	Number of part-time staff	
Total number of staff	154	109	190
Instructional Staff	48	93	79
Primary Instruction	48	93	79
Exclusively credit	45	70	68
Exclusively not-for-credit	3	22	10
Combined credit/not-for-credit	0	1	0
Instruction/research/public service	0	0	0
Research Staff	0	0	0
Public Service Staff	0	0	0
Library and Student and Academic Affairs and Other Education Services Occupations SOC	12	1	12
Librarians, Curators, and Archivists SOC 25-4000	2	0	2
Archivists, Curators, and Museum Technicians SOC 25-4010	0	0	0
Librarians SOC 25-4020	1	0	1
Library Technicians SOC 25-4030	1	0	1
Student and Academic Affairs and Other Education Services Occupations SOC 25-2000 + 25-3000 + 25-9000	10	1	10
Management Occupations SOC 11-0000	15	0	15
Business and Financial Operations Occupations SOC 13-0000	8	1	8
Computer, Engineering, and Science Occupations SOC 15-0000 + 17-0000 + 19-0000	9	0	9
Community, Social Service, Legal, Arts, Design, Entertainment, Sports and Media Occupations SOC 21-0000 + 23-0000 + 27-0000	16	4	17
Healthcare Practitioners and Technical Occupations SOC 29-0000	0	0	0
Service Occupations SOC 31-0000 + 33-0000 + 35-0000 + 37-0000 + 39-0000	19	6	21

Sales and Related Occupations SOC 41-0000	1	0	1
Office and Administrative Support Occupations SOC 43-0000	22	4	23
Natural Resources, Construction, and Maintenance Occupations SOC 45-0000 + 47-0000 + 49-0000	4	0	4
Production, Transportation, and Material Moving Occupations SOC 51-0000 + 53-0000	0	0	0

NOTE: Full-time-equivalent (FTE) staff is calculated by summing the total number of full-time staff and adding one-third of the total number of part-time staff. Graduate assistants are not included in the above figures. Many of the FTE figures may be included in the DFR.

Salaries of full-time instructional staff by contract length and academic rank:
Academic year

Academic rank	Months Covered by Annual Salary				Total Staff for Salary reporting	Total Number of Months	Salary Outlays	Weighted Average Monthly Salaries
	12 months	11 months	10 months	9 months				
All Ranks	1	1		46	48	437	\$3,089,430	\$7,070
Professor				14	14	126	\$1,074,200	\$8,525
Associate professor				13	13	117	\$812,900	\$6,948
Assistant professor	1	1		16	18	167	\$1,066,170	\$6,384
Instructor								
Lecturer				3	3	27	\$136,160	\$5,043
No academic rank								

NOTE: The above data are based on the Salary Outlays part of the IPEDS HR component. The Weighted average monthly salaries of full-time instructional staff by academic rank are calculated by adding the salary outlays reported for Men plus Women by academic rank, then dividing the sum by the "Total Number of Months" for Men plus Women by academic rank. Salaries of full-time instructional staff paid less than 9 months per year are not collected. Also, salaries of medical school staff are not collected. The weighted average monthly salaries may be included in the DFR.

Edit Report

Human Resources

Source	Description	Severity	Resolved	Options
Screen: B1 - FT Non-instructional, Occupation - 1				
Screen Entry	This number(0) is outside the expected range of between 1 and 30 based on the prior year value. Please correct your data or explain. (Error #1387)	Explanation	Yes	
Reason	We did an audit of our employee categories and changed quite a few of them to align with the SOC codes.			
Screen: B1 - FT Non-instructional, Occupation - 4				
Screen Entry	This number(19) is outside the expected range of between 20 and 40 based on the prior year value. Please correct your data or explain. (Error #1387)	Explanation	Yes	
Reason	We did an audit of our employee categories and changed quite a few of them to align with the SOC codes.			
Screen: D - PT Staff, Occupation - 1				
Screen Entry	This number(93) is outside the expected range of between 100 and 206 based on the prior year value. Please correct your data or explain. (Error #1387)	Explanation	Yes	
Reason	We are now informed sooner when our adjunct faculty is no longer teaching for us and can inactivate them sooner.			
Screen Entry	This number(0) is outside the expected range of between 1 and 30 based on the prior year value. Please correct your data or explain. (Error #1387)	Explanation	Yes	
Reason	We did an audit of our employee categories and changed quite a few of them to align with the SOC codes.			
Screen: D - PT Staff, Occupation - 4				
Perform Edits	The total number of part-time staff (men + women) reported (109) is outside the expected range of between 114 and 234 based on the prior year value. Please correct your data or explain. (Error #1575)	Explanation	Yes	
Reason	We did an audit of our employee categories and changed quite a few of them to align with the SOC codes.			
Related Screens	D - PT Staff, Occupation - 4			
Screen: E - PT Staff, Occupation and Tenure - 1				
Screen Entry	This number(99) is outside the expected range of between 104 and 214 based on the prior year value. Please correct your data or explain. (Error #1387)	Explanation	Yes	
Reason	We are being informed sooner when an adjunct faculty leaves and can get them inactivated and off of our books.			
Screen Entry	This number(99) is outside the expected range of between 104 and 214 based on the prior year value. Please correct your data or explain. (Error #1387)	Explanation	Yes	
Reason	We are being informed sooner when an adjunct faculty leaves and can get them inactivated and off of our books.			