

Fall Enrollment 2023-24

Institution: Southwestern Oregon Community College (210155)

User ID: P2101551

Overview

Fall Enrollment Overview

The Fall Enrollment component collects student enrollment counts by level of student, enrollment status, gender and race/ethnicity. In addition, first-time students' fall-to-fall retention rates and the student-to-faculty ratio are collected. Enrollment by age is required in odd-numbered years, and enrollment by residence of first-time undergraduates is required in even-numbered years.

Institutions operating on a traditional academic year calendar (semester, trimester, quarter, or 4-1-4) report Fall enrollment as of the institution's official fall reporting date or October 15. Institutions operating on a calendar that differs by program or that enrolls students on a continuous basis (referred to as program reporters) report Fall enrollment as students enrolled any time during the period August 1 and October 31.

Data reporting reminders:

- Report data to accurately reflect the time period corresponding with the IPEDS survey component, even if such reporting is seemingly inconsistent with prior year reporting.
- Part B, Enrollment of students by age, is required this year.
- Part C, Residence of first-time degree/certificate-seeking undergraduates, is optional this year.
- For reporting students studying in consortium agreements, please refer to the Resource page at <https://nces.ed.gov/ipeds/report-your-data/data-tip-sheet-reporting-data-consortium-institutions>.

Changes in reporting:

The following changes were implemented for the 2023-24 data collection period:

- Rephrased "remedial education" terminology in survey materials to "developmental education," including Glossary terms
- Rephrased "dual enrolled students" terminology in survey materials to "high school students enrolled in college courses for credit"
- Revised survey materials related to Gender Unknown or Another Gender enrollment reporting in Part A, including non-reporting for small cell size
- Added FAQ regarding including incarcerated students in for-credit enrollment reporting
- Added FAQ regarding determining students' full- and part-time status
- Revised FAQ regarding enrollment reporting for degree-seeking students who were previously enrolled as non-degree-seeking
- Revised FAQ with an additional note about verification of F-1 visa status for undocumented and DACA students
- Removed reference to Common Data Set methodology in Instructions regarding student-to-faculty ratio
- Revised FAQ regarding experimental site participants

Resources:

- To download the survey materials for this component: [Survey Materials](#)
- To access your prior year data submission for this component: [Reported Data](#)

If you have questions about completing this survey, please contact the **IPEDS Help Desk at 1-877-225-2568**.

Institution: Southwestern Oregon Community College (210155)

Part Selection

Completion of Part C (Residence of First-Time Degree/Certificate-Seeking Undergraduates) is optional this year.

Do you wish to complete Part C this year?

If you select 'Yes', you will be expected to complete the Part C screens.

If you select 'No', you will skip Part C.

- No, I will not complete Part C
- Yes, I will complete Part C

Institution: Southwestern Oregon Community College (210155)

User ID: P2101551

Part A - Fall Enrollment for Full-Time Undergraduate Students

Enrollment as of the institution's **official fall reporting date** or as of **October 15, 2023**

Full-time Undergraduate Students

Reporting Reminders:

- Report Hispanic/Latino individuals of any race as Hispanic/Latino
- Report race for non-Hispanic/Latino individuals only
- Even though Teacher Preparation certificate programs may require a bachelor's degree for admission, they are considered subbaccalaureate undergraduate programs, and students in these programs are undergraduate students.

Men

Enrolled for <u>credit</u>	Degree/certificate-seeking			Total degree/certificate-seeking	Non-degree/ non-certificate-seeking	Total, <u>Full-time</u> <u>undergraduate</u> students
	First-time	Non-first-time				
		Transfer-in	Continuing/ Returning			
<u>U.S. Nonresident</u>	21		14	35		35
<u>Hispanic/Latino</u>	24	6	18	48	1	49
<u>American Indian or Alaska Native</u>	6		2	8		8
<u>Asian</u>	4		1	5		5
<u>Black or African American</u>	6	1	3	10		10
<u>Native Hawaiian or Other Pacific Islander</u>	3		2	5		5
<u>White</u>	102	20	88	210	11	221
Two or more races	8	3	16	27		27
<u>Race and ethnicity unknown</u>	1	1	1	3		3
Total men	175	31	145	351	12	363
Total men prior year	176	25	162	363	10	373

Women

Enrolled for <u>credit</u>	Degree/certificate-seeking			Total degree/certificate-seeking	Non-degree/ non-certificate-seeking	Total, <u>Full-time</u> <u>undergraduate</u> students
	First-time	Non-first-time				
		Transfer-in	Continuing/ Returning			
<u>U.S. Nonresident</u>	4		4	8		8
<u>Hispanic/Latino</u>	34	5	26	65	2	67
<u>American Indian or Alaska Native</u>	7	1	7	15		15
<u>Asian</u>	1		6	7	1	8
<u>Black or African American</u>	1		3	4		4
<u>Native Hawaiian or Other Pacific Islander</u>	5	1	4	10		10
<u>White</u>	128	10	130	268	6	274
Two or more races	23	2	20	45		45
<u>Race and ethnicity unknown</u>			6	6		6
Total women	203	19	206	428	9	437
Total women prior year	198	31	201	430	16	446

Grand total (men+women)	378	50	351	779	21	800
Grand total (men+women) prior year	374	56	363	793	26	819

Institution: Southwestern Oregon Community College (210155)

User ID: P2101551

Part A - Fall Enrollment for Part-time Undergraduate Students

Enrollment as of the institution's **official fall reporting date** or as of **October 15, 2023**

Part-time Undergraduate Students

Reporting Reminders:

- Report Hispanic/Latino individuals of any race as Hispanic/Latino
- Report race for non-Hispanic/Latino individuals only
- Even though Teacher Preparation certificate programs may require a bachelor's degree for admission, they are considered subbaccalaureate undergraduate programs, and students in these programs are undergraduate students.

Men

Enrolled for <u>credit</u>	Degree/certificate-seeking				Non-degree/ non-certificate-seeking	Total, <u>part-time</u> <u>undergraduate</u> students
	First-time	Non-first-time		Total degree/certificate-seeking		
		Transfer-in	Continuing/ Returning			
<u>U.S. Nonresident</u>	<input type="text"/>	<input type="text"/>	<input type="text"/>	0	<input type="text"/>	0
<u>Hispanic/Latino</u>	<input type="text" value="4"/>	<input type="text"/>	<input type="text" value="8"/>	12	<input type="text" value="10"/>	22
<u>American Indian or Alaska Native</u>	<input type="text"/>	<input type="text"/>	<input type="text"/>	0	<input type="text" value="6"/>	6
<u>Asian</u>	<input type="text"/>	<input type="text"/>	<input type="text" value="1"/>	1	<input type="text" value="1"/>	2
<u>Black or African American</u>	<input type="text"/>	<input type="text"/>	<input type="text" value="1"/>	1	<input type="text" value="2"/>	3
<u>Native Hawaiian or Other Pacific Islander</u>	<input type="text"/>	<input type="text"/>	<input type="text"/>	0	<input type="text"/>	0
<u>White</u>	<input type="text" value="18"/>	<input type="text" value="5"/>	<input type="text" value="62"/>	85	<input type="text" value="71"/>	156
Two or more races	<input type="text" value="1"/>	<input type="text"/>	<input type="text" value="5"/>	6	<input type="text" value="3"/>	9
<u>Race and ethnicity unknown</u>	<input type="text" value="1"/>	<input type="text"/>	<input type="text" value="1"/>	2	<input type="text" value="7"/>	9
Total men	24	5	78	107	100	207
Total men prior year	21	6	93	120	62	182

Women

Enrolled for <u>credit</u>	Degree/certificate-seeking				Non-degree/ non-certificate-seeking	Total, <u>part-time</u> <u>undergraduate</u> students
	First-time	Non-first-time		Total degree/certificate-seeking		
		Transfer-in	Continuing/ Returning			
<u>U.S. Nonresident</u>	<input type="text" value="2"/>	<input type="text"/>	<input type="text" value="3"/>	5	<input type="text"/>	5
<u>Hispanic/Latino</u>	<input type="text" value="10"/>	<input type="text" value="4"/>	<input type="text" value="26"/>	40	<input type="text" value="22"/>	62
<u>American Indian or Alaska Native</u>	<input type="text" value="4"/>	<input type="text"/>	<input type="text" value="7"/>	11	<input type="text" value="2"/>	13
<u>Asian</u>	<input type="text"/>	<input type="text" value="2"/>	<input type="text" value="4"/>	6	<input type="text" value="4"/>	10
<u>Black or African American</u>	<input type="text" value="1"/>	<input type="text"/>	<input type="text" value="2"/>	3	<input type="text"/>	3
<u>Native Hawaiian or Other Pacific Islander</u>	<input type="text"/>	<input type="text"/>	<input type="text"/>	0	<input type="text"/>	0
<u>White</u>	<input type="text" value="28"/>	<input type="text" value="21"/>	<input type="text" value="179"/>	228	<input type="text" value="116"/>	344
Two or more races	<input type="text" value="3"/>	<input type="text"/>	<input type="text" value="8"/>	11	<input type="text" value="9"/>	20
<u>Race and ethnicity unknown</u>	<input type="text" value="1"/>	<input type="text"/>	<input type="text" value="9"/>	10	<input type="text" value="16"/>	26
Total women	49	27	238	314	169	483
Total women prior year	64	15	240	319	123	442

Grand total (men+women)	73	32	316	421	269	690
Grand total (men+women) prior year	85	21	333	439	185	624

Institution: Southwestern Oregon Community College (210155)

User ID: P2101551

Part A - Fall Enrollment for Undergraduate Students Total

Enrollment as of the institution's **official fall reporting date** or as of **October 15, 2023**Undergraduate Students**Men**

Students enrolled for credit	Total full-time undergraduate students	Total part-time undergraduate students	Grand total, all undergraduate students
<u>U.S. Nonresident</u>	35	0	35
<u>Hispanic/Latino</u>	49	22	71
<u>American Indian or Alaska Native</u>	8	6	14
<u>Asian</u>	5	2	7
<u>Black or African American</u>	10	3	13
<u>Native Hawaiian or Other Pacific Islander</u>	5	0	5
<u>White</u>	221	156	377
Two or more races	27	9	36
<u>Race and ethnicity unknown</u>	3	9	12
Total men	363	207	570

Women

Students enrolled for credit	Total full-time students	Total part-time students	Grand total, all students
<u>U.S. Nonresident</u>	8	5	13
<u>Hispanic/Latino</u>	67	62	129
<u>American Indian or Alaska Native</u>	15	13	28
<u>Asian</u>	8	10	18
<u>Black or African American</u>	4	3	7
<u>Native Hawaiian or Other Pacific Islander</u>	10	0	10
<u>White</u>	274	344	618
Two or more races	45	20	65
<u>Race and ethnicity unknown</u>	6	26	32
Total women	437	483	920
Grand Total (men+women)	800	690	1,490

Institution: Southwestern Oregon Community College (210155)

User ID: P2101551

Part A - Fall Enrollment - Summary - Grand Totals

Fall Enrollment Component Summary

Men

Students enrolled for credit	Total full-time students	Total part-time students	Grand total, all students
<u>U.S. Nonresident</u>	35	0	35
<u>Hispanic/Latino</u>	49	22	71
<u>American Indian or Alaska Native</u>	8	6	14
<u>Asian</u>	5	2	7
<u>Black or African American</u>	10	3	13
<u>Native Hawaiian or Other Pacific Islander</u>	5	0	5
<u>White</u>	221	156	377
Two or more races	27	9	36
<u>Race and ethnicity unknown</u>	3	9	12
Total men	363	207	570

Women

Students enrolled for credit	Total full-time students	Total part-time students	Grand total, all students
<u>U.S. Nonresident</u>	8	5	13
<u>Hispanic/Latino</u>	67	62	129
<u>American Indian or Alaska Native</u>	15	13	28
<u>Asian</u>	8	10	18
<u>Black or African American</u>	4	3	7
<u>Native Hawaiian or Other Pacific Islander</u>	10	0	10
<u>White</u>	274	344	618
Two or more races	45	20	65
<u>Race and ethnicity unknown</u>	6	26	32
Total women	437	483	920
Grand Total (men+women)	800	690	1,490

Institution: Southwestern Oregon Community College (210155)

Part A - Fall Enrollment- Gender Unknown or Another Gender than Provided Categories

Part A - Fall Enrollment - Gender Unknown or another gender than Provided Categories

- The 'gender unknown' category is to report students for whom the institution does not know a gender.
- Institutions should not ask students that do not select a binary gender to allocate themselves to a binary gender category; it is up to the institution to allocate unknown students and students that indicate another gender into the binary categories throughout the forms where required. One commonly used method to allocate students is to use the known portion of men to women.

Is your institution able to report **another gender** for the 2023-24 data collection?


If you indicate 'No, my institution does not collect data on another gender,' leave the cells in the rows for '**Another gender**' blank (i.e., do not report 0). If you indicate 'No, some cells will have a value of less than 5 students,' your institution collects data on another gender, but some cells have a value of less than 5 students, do not report the data and leave the cells in the rows for 'Another gender' blank. If you indicate 'Yes', but no students identified as another gender, please enter '0'.

Undergraduate students:

- Yes
- No, some cells will have a value of less than 5 students (do not report)
- No, my institution does not collect data on another gender

Of the total students reported, how many students did you allocate to a binary gender category (Men/Women) because their gender was unknown or another gender than the provided categories?

		Number of students	
		Undergraduate students	
		Current Year	Prior year
Grand total		1,490	1,443
	Gender unknown (i.e., gender information is not known or not collected).	<input checked="" type="checkbox"/> <input type="text" value="0"/>	29
	Another gender (i.e., gender information is known but does not fall into either of the mutually exclusive binary categories provided [Men/Women]).	<input type="text"/>	
Total of Gender unknown + Another gender		0	29
Total of Students for whom gender is known and falls into one of the mutually exclusive binary categories provided [Men/Women]		1,490	1,414

 You may use the box below to provide additional context for the data you have reported above. Context notes will be posted on the College Navigator website. Therefore, you should write all context notes using proper grammar (e.g., complete sentences with punctuation) and common language that can be easily understood by students and parents (e.g., spell out acronyms).


Institution: Southwestern Oregon Community College (210155)

User ID: P2101551

Part A - Fall Enrollment by Distance Education Status

Enrollment as of the institution's **official fall reporting date** or as of October 15, 2023

	Undergraduate Students	
	Degree/certificate-seeking	Non-degree/non-certificate-seeking
i Enrolled <i>exclusively</i> in <u>distance education courses</u>	325	80
Enrolled in <i>at least one</i> but not all distance education courses	628	27
<i>Not enrolled</i> in any distance education courses	247	183
Total (Carried forward from part A)	1,200	290

 You may use the box below to provide additional context for the data you have reported above. Context notes will be posted on the College Navigator website. Therefore, you should write all context notes using proper grammar (e.g., complete sentences with punctuation) and common language that can be easily understood by students and parents (e.g., spell out acronyms).

Institution: Southwestern Oregon Community College (210155)

User ID: P2101551

Part A - Fall Enrollment by Distance Education Status

Of those students *exclusively* enrolled in distance education courses, report the number that are:

		Undergraduate Students	
		Degree/certificate-seeking	Non-degree/non-certificate-seeking
Located in	OR	<input type="text" value="301"/>	<input checked="" type="checkbox"/> <input type="text" value="80"/>
Located in the U.S. but not in	OR	<input type="text" value="21"/>	<input type="text" value="0"/>
Located in the U.S. but state/jurisdiction unknown		<input type="text" value="0"/>	<input type="text" value="0"/>
Located outside the U.S.		<input type="text" value="1"/>	<input type="text" value="0"/>
Location unknown/unreported		2	0
Total students exclusively enrolled in distance education (Carried forward from section above)		325	80

Institution: Southwestern Oregon Community College (210155)

User ID: P2101551

Part B - Fall Enrollment by Age and Gender for Full-time Undergraduate Students

Enrollment as of the institution's official fall reporting date or as of October 15, 2023

Age	Full-time Undergraduate Students	
	Men	Women
Under 18	13	15
18-19	195	258
20-21	80	50
22-24	16	26
25-29	22	30
30-34	11	24
35-39	12	11
40-49	9	19
50-64	3	3
65 and over	2	1
Age unknown/unreported	0	0
Total full-time undergraduate students (Carried forward from part A)	363	437

Institution: Southwestern Oregon Community College (210155)

User ID: P2101551

Part B - Fall Enrollment by Age and Gender for Part-time Undergraduate Students

Enrollment as of the institution's official fall reporting date or as of October 15, 2023

Age	Part-time Undergraduate Students	
	Men	Women
Under 18	78	140
18-19	31	59
20-21	17	40
22-24	16	33
25-29	13	61
30-34	22	47
35-39	8	38
40-49	14	46
50-64	8	16
65 and over		3
Age unknown/unreported	0	0
Total part-time undergraduate students (Carried forward from part A)	207	483


Institution: Southwestern Oregon Community College (210155)

User ID: P2101551

Part C - Screening Question

Did any of your **first-time degree/certificate-seeking undergraduate** students (reported in Part A) enroll within 12 months of graduating high school or receiving their GED?

- No, we do not have any first-time students who enrolled within 12 months of their high school graduation.
- Yes, we have first-time students who enrolled within 12 months of their high school graduation.

 You may use the box below to provide additional context for the data you have reported above. Context notes will be posted on the College Navigator website. Therefore, you should write all context notes using proper grammar (e.g., complete sentences with punctuation) and common language that can be easily understood by students and parents (e.g., spell out acronyms).

Institution: Southwestern Oregon Community College (210155)

Part C - Residence of First-time Undergraduates

Enrollment as of the institution's **official fall reporting date** or as of **October 15, 2023**

NOTE: These data are **optional** this year.

Enter **at least one** zero, where applicable, to verify that the screen has not been skipped.

State of <u>residence</u> when student was first admitted	FIPS Code	i Total <u>first-time</u> degree/certificate-seeking undergraduates (1)	Of students in column 1, those who enrolled within 12 months of high school graduation or receiving their GED (2)
Alabama	01	<input type="text"/>	<input type="text"/>
Alaska	02	<input type="text" value="4"/>	<input type="text" value="3"/>
Arizona	04	<input type="text" value="7"/>	<input type="text" value="5"/>
Arkansas	05	<input type="text"/>	<input type="text"/>
California	06	<input type="text" value="7"/>	<input type="text" value="6"/>
Colorado	08	<input type="text" value="6"/>	<input type="text" value="6"/>
Connecticut	09	<input type="text"/>	<input type="text"/>
Delaware	10	<input type="text"/>	<input type="text"/>
District of Columbia	11	<input type="text"/>	<input type="text"/>
Florida	12	<input type="text"/>	<input type="text"/>
Georgia	13	<input type="text"/>	<input type="text"/>
Hawaii	15	<input type="text" value="13"/>	<input type="text" value="13"/>
Idaho	16	<input type="text" value="5"/>	<input type="text" value="2"/>
Illinois	17	<input type="text"/>	<input type="text"/>
Indiana	18	<input type="text"/>	<input type="text"/>
Iowa	19	<input type="text"/>	<input type="text"/>
Kansas	20	<input type="text"/>	<input type="text"/>
Kentucky	21	<input type="text" value="1"/>	<input type="text" value="1"/>
Louisiana	22	<input type="text"/>	<input type="text"/>
Maine	23	<input type="text"/>	<input type="text"/>

Institution: Southwestern Oregon Community College (210155)

User ID: P2101551

Part C - Residence of First-time Undergraduates

Enrollment as of the institution's **official fall reporting date** or as of **October 15, 2023**

NOTE: These data are **optional** this year.

Enter **at least one** zero, where applicable, to verify that the screen has not been skipped.

State of <u>residence</u> when student was first admitted	FIPS Code	Total <u>first-time</u> degree/certificate-seeking undergraduates (1)	Of students in column 1, those who enrolled within 12 months of high school graduation or receiving their GED (2)
Maryland	24	<input type="text"/>	<input type="text"/>
Massachusetts	25	<input type="text"/>	<input type="text"/>
Michigan	26	<input type="text"/>	<input type="text"/>
Minnesota	27	<input type="text"/>	<input type="text"/>
Mississippi	28	<input type="text"/>	<input type="text"/>
Missouri	29	<input type="text"/>	<input type="text"/>
Montana	30	<input type="text" value="7"/>	<input type="text" value="7"/>
Nebraska	31	<input type="text"/>	<input type="text"/>
Nevada	32	<input type="text" value="8"/>	<input type="text" value="6"/>
New Hampshire	33	<input type="text"/>	<input type="text"/>
New Jersey	34	<input type="text"/>	<input type="text"/>
New Mexico	35	<input type="text"/>	<input type="text"/>
New York	36	<input type="text"/>	<input type="text"/>
North Carolina	37	<input type="text"/>	<input type="text"/>
North Dakota	38	<input type="text"/>	<input type="text"/>
Ohio	39	<input type="text"/>	<input type="text"/>
Oklahoma	40	<input type="text"/>	<input type="text"/>
Oregon	41	<input type="text" value="325"/>	<input type="text" value="197"/>
Pennsylvania	42	<input type="text"/>	<input type="text"/>
Rhode Island	44	<input type="text"/>	<input type="text"/>

Institution: Southwestern Oregon Community College (210155)


Part C - Residence of First-time Undergraduates

Enrollment as of the institution's **official fall reporting date** or as of **October 15, 2023**

NOTE: These data are **optional** this year.

Enter **at least one** zero, where applicable, to verify that the screen has not been skipped.

State of <u>residence</u> when student was first admitted	FIPS Code	Total <u>first-time</u> degree/certificate-seeking undergraduates (1)	Of students in column 1, those who enrolled within 12 months of high school graduation or receiving their GED (2)
South Carolina	45	<input type="text"/>	<input type="text"/>
South Dakota	46	<input type="text"/>	<input type="text"/>
Tennessee	47	<input type="text"/>	<input type="text"/>
Texas	48	<input type="text" value="2"/>	<input type="text" value="1"/>
Utah	49	<input type="text" value="24"/>	<input type="text" value="19"/>
Vermont	50	<input type="text"/>	<input type="text"/>
Virginia	51	<input type="text"/>	<input type="text"/>
Washington	53	<input type="text" value="15"/>	<input type="text" value="11"/>
West Virginia	54	<input type="text"/>	<input type="text"/>
Wisconsin	55	<input type="text" value="1"/>	<input type="text" value="1"/>
Wyoming	56	<input type="text" value="3"/>	<input type="text" value="2"/>
<u>State Unknown</u>	57	<input type="text"/>	<input type="text"/>
American Samoa	60	<input type="text"/>	<input type="text"/>
Federated States of Micronesia	64	<input type="text"/>	<input type="text"/>
Guam	66	<input type="text"/>	<input type="text"/>
Marshall Islands	68	<input type="text"/>	<input type="text"/>
Northern Marianas	69	<input type="text"/>	<input type="text"/>
Palau	70	<input type="text"/>	<input type="text"/>
Puerto Rico	72	<input type="text"/>	<input type="text"/>
Virgin Islands	78	<input type="text"/>	<input type="text"/>
Foreign Countries	90	<input type="text" value="23"/>	<input type="text" value="3"/>
Residence unknown/unreported	98	<input type="text" value="0"/>	<input type="text"/>
Total first-time degree/certificate-seeking undergraduates (Carried forward from Part A)		451	283

 You may use the box below to provide additional context for the data you have reported above. Context notes will be posted on the College Navigator website. Therefore, you should write all context notes using proper grammar (e.g., complete sentences with punctuation) and common language that can be easily understood by students and parents (e.g., spell out acronyms).

Institution: Southwestern Oregon Community College (210155)

User ID: P2101551

Part D - Total Undergraduate Entering Class

Total Undergraduate Entering Class, Fall 2023

D1	Total full-time, first-time degree/certificate-seeking <u>undergraduates</u> from Part A (GR <u>cohort</u>)	378
D2	Total <u>first-time</u> degree/certificate-seeking undergraduates (full-time + part-time) from Part A	451
D3	Total <u>transfer-in (non-first-time entering)</u> , degree/certificate-seeking undergraduates (full-time + part-time) from Part A	82
D4	Total <u>non-degree/non-certificate-seeking</u> undergraduates (full-time + part-time) from Part A	290
D5	Of the total non-degree/non-certificate-seeking undergraduates displayed on line D4, the number that are new to the institution in Fall 2023	<input type="text" value="2"/>
D6	Total <u>entering students</u> at the undergraduate level Note: This is calculated as first-time students (line D2) + students transferring to the institution (line D3) + non-degree/non-certificate-seeking undergraduates entering in Fall 2023 (line D5).	535
D7	Percentage of undergraduate entering class represented by your GR <u>cohort</u> (line D1/line D6)	71

Institution: Southwestern Oregon Community College (210155)

Part E - First-Time Student Cohort Retention Rates (Full-time)

Retention Rates - Full-time, First-time degree/certificate-seeking Cohort from Fall 2022

Academic reporters report retention data as of the institution's official fall reporting date or as of October 15. Program reporters determine the cohort with enrollment any time between August 1 and October 31, 2022 and retention based on August 1, 2023.

The retention rate is calculated by the system after clicking "Save" on the screen. Exclusions are subtracted from the original cohort and the resulting adjusted cohort is used for calculating the retention rate.

Retention Data Reporting Reminders:

- Include only **full-time, first-time degree/certificate-seeking** students in this cohort.
- Determine full-time using Fall 2022 attendance status (e.g., if a student was full-time in Fall 2022, report them in the full-time cohort regardless of Fall 2023 status).
- If there are no students to report in the cohort, enter zero. Do not leave the field blank.
- Report in the exclusions box (line E2a) the number of students from the cohort who left the institution for any of the following reasons: died or were totally and permanently disabled; to serve in the armed forces (including those called to active duty); to serve with a foreign aid service of the Federal Government (e.g., Peace Corps); or to serve on official church missions.
- Report in the inclusion box (line E2b) first-time degree/certificate-seeking study abroad students who were excluded from the first-time cohort (line E1) but who have re-enrolled at the institution their second year.

FULL-TIME, FIRST-TIME COHORT RETENTION:		Preloaded cohort		Prior year data (Fall 2021 cohort)
E1	Full-time, first-time Fall 2022 degree/certificate-seeking cohort	374	<input type="text" value="371"/> ⓘ	367
E2a	<u>Exclusions</u> from the Fall 2022 cohort		<input type="text" value="0"/>	1
E2b	Inclusions to the Fall 2022 cohort		<input type="text" value="0"/>	0
E3	Adjusted Fall 2022 cohort (line E1 - E2a + E2b)		371	366
E4	Students from Fall 2022 cohort who are still enrolled + students from Fall 2022 cohort who completed their program as of Fall 2023		<input type="text" value="202"/> ⓘ	190
E5	Full-time, first-time Fall 2022 cohort retention rate (line E4 / line E3)		54 %	52 %

🌐 The notes below provide context for the data you've reported above and **may** be posted on the College Navigator website.

Choose one option that best explains your data or choose "Not Applicable" if you do not wish to provide context notes. If none of the options provided explain your institution's data, then choose "Other" and write your own context notes. Therefore, you should write all context notes using proper grammar (e.g., complete sentences with punctuation) and common language that can be easily understood by students and parents (e.g., spell out acronyms).

Part E - First-Time Student Cohort Retention Rates (Part-time)

Retention Rates - Part-time, First-time degree/certificate-seeking Cohort from Fall 2022

Academic reporters report retention data as of the institution's official fall reporting date or as of October 15. Program reporters determine the cohort with enrollment any time between August 1 and October 31, 2022 and retention based on August 1, 2023.

The retention rate is calculated by the system after clicking "Save" on the screen. Exclusions are subtracted from the original cohort and the resulting adjusted cohort is used for calculating the retention rate.

Retention Data Reporting Reminders:

- Include only **part-time, first-time degree/certificate-seeking** students in this cohort.
- Determine part-time using Fall 2022 attendance status (e.g., if a student was part-time in Fall 2022, report them in the part-time cohort regardless of their Fall 2023 status).
- If there are no students to report in the cohort, enter zero. Do not leave the field blank.
- Report in the exclusions box (line E7a) the number of students from the cohort who left the institution for any of the following reasons: died or were totally and permanently disabled; to serve in the armed forces (including those called to active duty); to serve with a foreign aid service of the Federal Government (e.g., Peace Corps); or to serve on official church missions.
- Report in the inclusion box (line E7b) first-time degree/certificate-seeking study abroad students who were excluded from the first-time cohort (line E6) but who have re-enrolled at the institution their second year.

PART-TIME, FIRST-TIME COHORT RETENTION:	Preloaded cohort		Prior year data (Fall 2021 cohort)
E6 Part-time, first-time Fall 2022 degree/certificate-seeking cohort	85	<input type="text" value="84"/> ⓘ	77
E7a <u>Exclusions</u> from the Fall 2022 cohort		<input type="text" value="0"/>	0
E7b Inclusions to the Fall 2022 cohort		<input type="text" value="0"/>	0
E8 Adjusted Fall 2022 cohort (line E6 - E7a + E7b)		84	77
E9 Students from Fall 2022 cohort who are still enrolled + students from Fall 2022 cohort who completed their program as of Fall 2023		<input type="text" value="27"/> ⓘ	23
E10 Part-time, first-time Fall 2022 cohort retention rate (line E9 / line E8)		32 %	30 %

🌐 The notes below provide context for the data you've reported above and **may** be posted on the College Navigator website.

Choose one option that best explains your data or choose "Not Applicable" if you do not wish to provide context notes. If none of the options provided explain your institution's data, then choose "Other" and write your own context notes. Therefore, you should write all context notes using proper grammar (e.g., complete sentences with punctuation) and common language that can be easily understood by students and parents (e.g., spell out acronyms).

Institution: Southwestern Oregon Community College (210155)

User ID: P2101551

Part F - Student-to-Faculty Ratio

Student-to-Faculty Ratio

Please provide your institution's student-to-faculty ratio (i.e., student-to-instructional staff) for undergraduate programs for Fall 2023. The student-to-faculty ratio and any accompanying context that is provided will be displayed on College Navigator.


Click [here](#) to use a worksheet to help you determine the student-to-faculty ratio

Student-to-faculty ratio

to 1

Student-to-faculty ratio prior year

to 1

 You may use the box below to provide additional context for the data you have reported above. Context notes will be posted on the College Navigator website. Therefore, you should write all context notes using proper grammar (e.g., complete sentences with punctuation) and common language that can be easily understood by students and parents (e.g., spell out acronyms).

Prepared by

Reporting Reminders:

- The name of the preparer is being collected so that we can follow up with the appropriate person in the event that there are questions concerning the data.
- The Keyholder will be copied on all email correspondence to other preparers.
- The time it took to prepare this component is being collected so that we can continue to improve our estimate of the reporting burden associated with IPEDS.
- Please include in your estimate the time it took for you to review instructions, query and search data sources, complete and review the component, and submit the data through the Data Collection System.
- Thank you for your assistance.

This survey component was prepared by:

<input checked="" type="radio"/>	Keyholder	<input type="radio"/>	SFA Contact	<input type="radio"/>	HR Contact
<input type="radio"/>	Finance Contact	<input type="radio"/>	Academic Library Contact	<input type="radio"/>	Other
Name: <input type="text" value="Jing Wang"/>					
Email: <input type="text" value="ir@socc.edu"/>					

How many staff from your institution only were involved in the data collection and reporting process of this survey component?

Number of Staff (including yourself)

How many hours did you and others from your institution only spend on each of the steps below when responding to this survey component?
Exclude the hours spent collecting data for state and other reporting purposes.

Staff member	Collecting Data Needed	Revising Data to Match IPEDS Requirements	Entering Data	Revising and Locking Data
Your office	<input type="text" value="10.00"/> hours	<input type="text" value="70.00"/> hours	<input type="text" value="2.00"/> hours	<input type="text" value="2.00"/> hours
Other offices	<input type="text"/> hours	<input type="text" value="5.00"/> hours	<input type="text"/> hours	<input type="text"/> hours

Summary

Fall Enrollment Component Summary

The purpose of this summary is to provide you an opportunity to view some of the data that, when accepted through the IPEDS quality control process, will appear on the [College Navigator](#) website and/or your institution's Data Feedback Report (DFR). In addition, all data reported in IPEDS survey components become publicly available through the [IPEDS Use the Data](#) and appear as aggregated statistics in various Department of Education reports. [College Navigator](#) is updated approximately three months after the data collection period closes and DFRs will be available through the [IPEDS Use the Data](#) and sent to your institution's CEO at the end of 2024.

Please review your data for accuracy. If you have questions about the data displayed below or after reviewing the data reported on the survey screens, please contact the IPEDS Help Desk at: 1-877-225-2568 or ipedshelp@rti.org.

Student Enrollment	
Total enrollment	1,490
Undergraduate enrollment	1,490
Student-to-faculty ratio	12 to 1

Undergraduate Student Characteristics	
Percent of all students who are female (%)	62
Percent of undergraduates who are full-time (%)	54
Percent of all students by U.S. resident status and race/ethnicity: Note: Race/ethnicity is not collected for U.S. Nonresidents.	
U.S. Resident (%)	97
American Indian or Alaska Native (%)	3
Asian (%)	2
Black or African American (%)	1
Hispanic/Latino (%)	13
Native Hawaiian or Pacific Islander (%)	1
White (%)	67
Two or More Races (%)	7
Race and ethnicity unknown (%)	3
U.S. Nonresident (%)	3
Percent of undergraduate students by age:	
24 and under (%)	72
25 and over (%)	28
Age unknown (%)	0
Percent of first-time degree/certificate seeking students by residence:	
In state (%)	72
Out-of-state (%)	23
Foreign countries (%)	5
Residence unknown (%)	0

Undergraduate Retention and Graduation Rate Cohort	
First-time, full-time degree/certificate-seeking student fall-to-fall retention rate (%)	54
First-time, part-time degree/certificate-seeking student fall-to-fall retention rate (%)	32
Graduation rate cohort as percent of total entering students (%)	71

Edit Report

Fall Enrollment

Source	Description	Severity	Resolved	Options
Screen: Part A - Fall Enrollment- Gender Unknown or Another Gender than Provided Categories				
Screen Entry	The number of undergraduate students - Gender unknown is outside the expected range when compared with the data reported by your institution in the prior year. Please correct your data or contact the IPEDS Help Desk for assistance. (Error #6842)	Explanation	Yes	
Reason	Students all reported their gender in 2023 fall			
Screen: Part A - Fall Enrollment by Distance Education Status				
Perform Edits	All undergraduate non-degree/non-certificate-seeking students exclusively enrolled in distance education courses are not expected to be reported under the same location category. Please correct your data or explain. (Error #6171)	Explanation	Yes	
Reason	Our non-degree/non-certificate-seeking students are enrolled in OR			
Related Screens	Distance Education Status 1, Distance Education Status 2			