

IPEDS 2022-23 Data Collection System

IPEDS HELP DESK (877) 225-2568 | ipedshelp@rti.org
OMB NO. 1850-0582 v.30 : Approval Expires 8/31/2025
User ID: P2101551

Fall Enrollment 2022-23

Institution: Southwestern Oregon Community College (210155)

User ID: P2101551

Overview

Fall Enrollment Overview

The Fall Enrollment component collects student enrollment counts by level of student, enrollment status, gender and race/ethnicity. In addition, first-time students' fall-to-fall retention rates and the student-to-faculty ratio are collected. Enrollment by age is required in odd-numbered years, and enrollment by residence of first-time undergraduates is required in even-numbered years.

Institutions operating on a traditional academic year calendar (semester, trimester, quarter, or 4-1-4) report Fall enrollment as of the institution's official fall reporting date or October 15. Institutions operating on a calendar that differs by program or that enrolls students on a continuous basis (referred to as program reporters) report Fall enrollment as students enrolled any time during the period August 1 and October 31.

Data reporting reminders:

- Report data to accurately reflect the time period corresponding with the IPEDS survey component, even if such reporting is seemingly inconsistent with prior year reporting.
- Part B, Enrollment of students by age, is optional this year.
- Part C, Residence of first-time degree/certificate-seeking undergraduates, is required this year.
- For reporting students studying in consortium agreements, please refer to the Resource page at <https://nces.ed.gov/ipeds/report-your-data/data-tip-sheet-reporting-data-consortium-institutions>.

Changes in reporting:

The following changes were implemented for the 2022-23 data collection period:

- The "Nonresident alien" terminology has been changed to "U.S. Nonresident" but should include the same category of students.
- A question about gender has been added after Part A – Fall Enrollment Summary to collect information about students for whom gender does not fit the binary gender (Men/Women) categories provided. **Institutions should still allocate those students to the Men/Women categories in other screens of the survey component at this time.** New FAQs have been added to help institutions with this reporting.
- References to summer term were changed to summer session.
- FAQ #8 on consistent reporting of EF, E12, and OM has been updated for clarification.

Resources:

- To download the survey materials for this component: [Survey Materials](#)
- To access your prior year data submission for this component: [Reported Data](#)

If you have questions about completing this survey, please contact the **IPEDS Help Desk at 1-877-225-2568**.

Institution: Southwestern Oregon Community College (210155)

Part Selection

Completion of Part B (Enrollment of Students by Age) is optional this year.

Do you wish to complete Part B this year?

If you select 'Yes', you will be expected to complete the Part B screens.

If you select 'No', you will skip Part B.

- No, I will not complete Part B
- Yes, I will complete Part B

Institution: Southwestern Oregon Community College (210155)

User ID: P2101551

Part A - Fall Enrollment for Full-Time Undergraduate Students

Enrollment as of the institution's **official fall reporting date** or as of **October 15, 2022**

Full-time Undergraduate Students

Reporting Reminders:

- Report Hispanic/Latino individuals of any race as Hispanic/Latino
- Report race for non-Hispanic/Latino individuals only
- Even though Teacher Preparation certificate programs may require a bachelor's degree for admission, they are considered subbaccalaureate undergraduate programs, and students in these programs are undergraduate students.

Men

Enrolled for <u>credit</u>	Degree/certificate-seeking			Total degree/certificate-seeking	Non-degree/ non-certificate-seeking	Total, Full-time <u>undergraduate</u> students
	First-time	Non-first-time				
		Transfer-in	Continuing/ Returning			
U.S. Nonresident	14	0	13	27	0	27
Hispanic/Latino	23	1	27	51	1	52
American Indian or Alaska Native	3	0	2	5	0	5
Asian	4	1	2	7	0	7
Black or African American	10	2	4	16	0	16
Native Hawaiian or Other Pacific Islander	1	0	2	3	0	3
White	96	18	94	208	7	215
Two or more races	19	3	14	36	0	36
Race and ethnicity unknown	6	0	4	10	2	12
Total men	176	25	162	363	10	373
Total men prior year	190	25	127	342	20	362

Women

Enrolled for <u>credit</u>	Degree/certificate-seeking			Total degree/certificate-seeking	Non-degree/ non-certificate-seeking	Total, Full-time <u>undergraduate</u> students
	First-time	Non-first-time				
		Transfer-in	Continuing/ Returning			
U.S. Nonresident	8	0	5	13	0	13
Hispanic/Latino	27	9	29	65	1	66
American Indian or Alaska Native	7	0	8	15	1	16
Asian	3	0	2	5	0	5
Black or African American	4	1	2	7	0	7
Native Hawaiian or Other Pacific Islander	4	0	1	5	0	5
White	122	18	133	273	12	285
Two or more races	19	2	11	32	1	33
Race and ethnicity unknown	4	1	10	15	1	16
Total women	198	31	201	430	16	446
Total women prior year	186	24	207	417	18	435

Grand total (men+women)	374	56	363	793	26	819
Grand total (men+women) prior year	376	49	334	759	38	797

Institution: Southwestern Oregon Community College (210155)

User ID: P2101551

Part A - Fall Enrollment for Part-time Undergraduate Students

Enrollment as of the institution's **official fall reporting date** or as of **October 15, 2022**Part-time Undergraduate Students

Reporting Reminders:

- Report Hispanic/Latino individuals of any race as Hispanic/Latino
- Report race for non-Hispanic/Latino individuals only
- Even though Teacher Preparation certificate programs may require a bachelor's degree for admission, they are considered subbaccalaureate undergraduate programs, and students in these programs are undergraduate students.

Men

Enrolled for <u>credit</u>	Degree/certificate-seeking			Total degree/certificate-seeking	Non-degree/ non-certificate-seeking	Total, <u>part-time</u> <u>undergraduate</u> students
	<u>First-time</u>	<u>Non-first-time</u>				
		<u>Transfer-in</u>	<u>Continuing/ Returning</u>			
<u>U.S. Nonresident</u>	1	0	0	1	1	2
<u>Hispanic/Latino</u>	3	2	10	15	9	24
<u>American Indian or Alaska Native</u>	1	0	1	2	1	3
<u>Asian</u>	0	0	1	1	2	3
<u>Black or African American</u>	1	0	1	2	0	2
<u>Native Hawaiian or Other Pacific Islander</u>	0	0	2	2	0	2
<u>White</u>	13	3	68	84	44	128
Two or more races	1	0	6	7	3	10
<u>Race and ethnicity unknown</u>	1	1	4	6	2	8
Total men	21	6	93	120	62	182
Total men prior year	27	6	82	115	82	197

Women

Enrolled for <u>credit</u>	Degree/certificate-seeking			Total degree/certificate-seeking	Non-degree/ non-certificate-seeking	Total, <u>part-time</u> <u>undergraduate</u> students
	<u>First-time</u>	<u>Non-first-time</u>				
		<u>Transfer-in</u>	<u>Continuing/ Returning</u>			
<u>U.S. Nonresident</u>	1	0	2	3	0	3
<u>Hispanic/Latino</u>	10	4	28	42	12	54
<u>American Indian or Alaska Native</u>	5	0	10	15	1	16
<u>Asian</u>	1	0	7	8	3	11
<u>Black or African American</u>	0	0	2	2	0	2
<u>Native Hawaiian or Other Pacific Islander</u>	0	1	1	2	1	3
<u>White</u>	43	9	176	228	79	307
Two or more races	1	1	9	11	11	22
<u>Race and ethnicity unknown</u>	3	0	5	8	16	24
Total women	64	15	240	319	123	442
Total women prior year	50	25	244	319	177	496

Grand total (men+women)	85	21	333	439	185	624
Grand total (men+women) prior year	77	31	326	434	259	693

Institution: Southwestern Oregon Community College (210155)

User ID: P2101551

Part A - Fall Enrollment for Undergraduate Students Total

Enrollment as of the institution's **official fall reporting date** or as of **October 15, 2022**Undergraduate Students**Men**

Students enrolled for credit	Total full-time undergraduate students	Total part-time undergraduate students	Grand total, all undergraduate students
<u>U.S. Nonresident</u>	27	2	29
<u>Hispanic/Latino</u>	52	24	76
<u>American Indian or Alaska Native</u>	5	3	8
<u>Asian</u>	7	3	10
<u>Black or African American</u>	16	2	18
<u>Native Hawaiian or Other Pacific Islander</u>	3	2	5
<u>White</u>	215	128	343
Two or more races	36	10	46
<u>Race and ethnicity unknown</u>	12	8	20
Total men	373	182	555

Women

Students enrolled for credit	Total full-time students	Total part-time students	Grand total, all students
<u>U.S. Nonresident</u>	13	3	16
<u>Hispanic/Latino</u>	66	54	120
<u>American Indian or Alaska Native</u>	16	16	32
<u>Asian</u>	5	11	16
<u>Black or African American</u>	7	2	9
<u>Native Hawaiian or Other Pacific Islander</u>	5	3	8
<u>White</u>	285	307	592
Two or more races	33	22	55
<u>Race and ethnicity unknown</u>	16	24	40
Total women	446	442	888

Grand Total (men+women)	819	624	1,443
--------------------------------	------------	------------	--------------

Institution: Southwestern Oregon Community College (210155)

User ID: P2101551

Part A - Fall Enrollment - Summary - Grand Totals

Fall Enrollment Summary

Men

Students enrolled for credit	Total full-time students	Total part-time students	Grand total, all students
<u>U.S. Nonresident</u>	27	2	29
<u>Hispanic/Latino</u>	52	24	76
<u>American Indian or Alaska Native</u>	5	3	8
<u>Asian</u>	7	3	10
<u>Black or African American</u>	16	2	18
<u>Native Hawaiian or Other Pacific Islander</u>	3	2	5
<u>White</u>	215	128	343
Two or more races	36	10	46
<u>Race and ethnicity unknown</u>	12	8	20
Total men	373	182	555

Women

Students enrolled for credit	Total full-time students	Total part-time students	Grand total, all students
<u>U.S. Nonresident</u>	13	3	16
<u>Hispanic/Latino</u>	66	54	120
<u>American Indian or Alaska Native</u>	16	16	32
<u>Asian</u>	5	11	16
<u>Black or African American</u>	7	2	9
<u>Native Hawaiian or Other Pacific Islander</u>	5	3	8
<u>White</u>	285	307	592
Two or more races	33	22	55
<u>Race and ethnicity unknown</u>	16	24	40
Total women	446	442	888
Grand Total (men+women)	819	624	1,443

Institution: Southwestern Oregon Community College (210155)

User ID: P2101551

Part A - Fall Enrollment- Gender Unknown or another gender than Men/Women categories

Part A - Fall Enrollment - Gender Unknown or another gender than Provided Categories

- The 'gender unknown' category is to report students for whom the institution does not know a gender.
- Institutions should not ask students that do not select a binary gender to allocate themselves to a binary gender category; it is up to the institution to allocate unknown students and students that indicate another gender into the binary categories throughout the forms where required. One commonly used method to allocate students is to use the known portion of men to women.

Of the total students reported, how many students did you allocate to a binary gender category (Men/Women) because their gender was unknown or another gender than the provided categories? If you indicate 'No', your institution should leave the cells in the rows for 'Another gender' blank (i.e., do not report 0). If you indicate 'Yes', but no students identified as another gender, please enter '0'.

Undergraduate students:

- Yes
- No

Of the total students reported, how many students did you allocate to a binary gender category (Men/Women) because their gender was unknown or another gender than the provided categories?

		Number of students
		Undergraduate students
Grand total		1,443
	Gender unknown (i.e., gender information is not known or not collected).	<input type="text" value="29"/>
	Another gender (i.e., gender information is known but does not fall into either of the mutually exclusive binary categories provided [Men/Women]).	<input type="text"/>
	Total of Gender unknown + Another gender	29
	Total of Students for whom gender is known and falls into one of the mutually exclusive binary categories provided [Men/Women]	1,414


Institution: Southwestern Oregon Community College (210155)

User ID: P2101551

Part A - Fall Enrollment by Distance Education Status

Enrollment as of the institution's **official fall reporting date** or as of **October 15, 2022**

	Undergraduate Students	
	Degree/certificate-seeking	Non-degree/non-certificate-seeking
i Enrolled <i>exclusively</i> in <u>distance education courses</u>	355	65
Enrolled in <i>at least one</i> but not all distance education courses	640	37
<i>Not enrolled</i> in any distance education courses	237	109
Total (from prior part A screens)	1,232	211

 You may use the box below to provide additional context for the data you have reported above. Context notes will be posted on the College Navigator website. Therefore, you should write all context notes using proper grammar (e.g., complete sentences with punctuation) and common language that can be easily understood by students and parents (e.g., spell out acronyms).

Institution: Southwestern Oregon Community College (210155)

User ID: P2101551

Part A - Fall Enrollment by Distance Education Status

Of those students *exclusively* enrolled in distance education courses, report the number that are:

		Undergraduate Students	
		Degree/certificate-seeking	Non-degree/non-certificate-seeking
Located in	OR	319	62
Located in the U.S. but not in	OR	35	3
Located in the U.S. but state/jurisdiction unknown		0	0
Located outside the U.S.		1	0
Location unknown/unreported		0	0
Total students exclusively enrolled in distance education (from section above)		355	65


Institution: Southwestern Oregon Community College (210155)

User ID: P2101551

Part C - Screening Question

Did any of your **first-time degree/certificate-seeking undergraduate** students (reported in Part A) enroll within 12 months of graduating high school or receiving their GED?

- No, we do not have any first-time students who enrolled within 12 months of their high school graduation.
- Yes, we have first-time students who enrolled within 12 months of their high school graduation.

 You may use the box below to provide additional context for the data you have reported above. Context notes will be posted on the College Navigator website. Therefore, you should write all context notes using proper grammar (e.g., complete sentences with punctuation) and common language that can be easily understood by students and parents (e.g., spell out acronyms).

Institution: Southwestern Oregon Community College (210155)

User ID: P2101551

Part C - Residence of First-time Undergraduates

Enrollment as of the institution's **official fall reporting date** or as of **October 15, 2022**

Enter **at least one** zero, where applicable, to verify that the screen has not been skipped.

State of <u>residence</u> when student was first admitted	FIPS Code	i Total <u>first-time</u> degree/certificate-seeking undergraduates (1)	Of students in column 1, those who enrolled within 12 months of high school graduation or receiving their GED (2)
Alabama	01	<input type="text" value="0"/>	<input type="text" value="0"/>
Alaska	02	<input type="text" value="8"/>	<input type="text" value="7"/>
Arizona	04	<input type="text" value="3"/>	<input type="text" value="3"/>
Arkansas	05	<input type="text" value="0"/>	<input type="text" value="0"/>
California	06	<input type="text" value="10"/>	<input type="text" value="2"/>
Colorado	08	<input type="text" value="4"/>	<input type="text" value="3"/>
Connecticut	09	<input type="text" value="0"/>	<input type="text" value="0"/>
Delaware	10	<input type="text" value="0"/>	<input type="text" value="0"/>
District of Columbia	11	<input type="text" value="0"/>	<input type="text" value="0"/>
Florida	12	<input type="text" value="0"/>	<input type="text" value="0"/>
Georgia	13	<input type="text" value="0"/>	<input type="text" value="0"/>
Hawaii	15	<input type="text" value="18"/>	<input type="text" value="17"/>
Idaho	16	<input type="text" value="10"/>	<input type="text" value="8"/>
Illinois	17	<input type="text" value="1"/>	<input type="text" value="1"/>
Indiana	18	<input type="text" value="0"/>	<input type="text" value="0"/>
Iowa	19	<input type="text" value="0"/>	<input type="text" value="0"/>
Kansas	20	<input type="text" value="0"/>	<input type="text" value="0"/>
Kentucky	21	<input type="text" value="0"/>	<input type="text" value="0"/>
Louisiana	22	<input type="text" value="0"/>	<input type="text" value="0"/>
Maine	23	<input type="text" value="0"/>	<input type="text" value="0"/>

Institution: Southwestern Oregon Community College (210155)

User ID: P2101551

Part C - Residence of First-time Undergraduates

Enrollment as of the institution's **official fall reporting date** or as of **October 15, 2022**Enter **at least one** zero, where applicable, to verify that the screen has not been skipped.

State of <u>residence</u> when student was first admitted	FIPS Code	Total <u>first-time</u> degree/certificate-seeking undergraduates (1)	Of students in column 1, those who enrolled within 12 months of high school graduation or receiving their GED (2)
Maryland	24	<input type="text" value="0"/>	<input type="text" value="0"/>
Massachusetts	25	<input type="text" value="0"/>	<input type="text" value="0"/>
Michigan	26	<input type="text" value="0"/>	<input type="text" value="0"/>
Minnesota	27	<input type="text" value="0"/>	<input type="text" value="0"/>
Mississippi	28	<input type="text" value="0"/>	<input type="text" value="0"/>
Missouri	29	<input type="text" value="1"/>	<input type="text" value="0"/>
Montana	30	<input type="text" value="2"/>	<input type="text" value="2"/>
Nebraska	31	<input type="text" value="0"/>	<input type="text" value="0"/>
Nevada	32	<input type="text" value="12"/>	<input type="text" value="9"/>
New Hampshire	33	<input type="text" value="0"/>	<input type="text" value="0"/>
New Jersey	34	<input type="text" value="0"/>	<input type="text" value="0"/>
New Mexico	35	<input type="text" value="1"/>	<input type="text" value="1"/>
New York	36	<input type="text" value="0"/>	<input type="text" value="0"/>
North Carolina	37	<input type="text" value="0"/>	<input type="text" value="0"/>
North Dakota	38	<input type="text" value="0"/>	<input type="text" value="0"/>
Ohio	39	<input type="text" value="0"/>	<input type="text" value="0"/>
Oklahoma	40	<input type="text" value="1"/>	<input type="text" value="1"/>
Oregon	41	<input type="text" value="324"/>	<input type="text" value="179"/>
Pennsylvania	42	<input type="text" value="1"/>	<input type="text" value="0"/>
Rhode Island	44	<input type="text" value="0"/>	<input type="text" value="0"/>

Institution: Southwestern Oregon Community College (210155)


User ID: P2101551

Part C - Residence of First-time Undergraduates

Enrollment as of the institution's **official fall reporting date** or as of **October 15, 2022**

Enter **at least one** zero, where applicable, to verify that the screen has not been skipped.

State of <u>residence</u> when student was first admitted	FIPS Code	Total <u>first-time</u> degree/certificate-seeking undergraduates (1)	Of students in column 1, those who enrolled within 12 months of high school graduation or receiving their GED (2)
South Carolina	45	<input type="text" value="0"/>	<input type="text" value="0"/>
South Dakota	46	<input type="text" value="0"/>	<input type="text" value="0"/>
Tennessee	47	<input type="text" value="0"/>	<input type="text" value="0"/>
Texas	48	<input type="text" value="1"/>	<input type="text" value="1"/>
Utah	49	<input type="text" value="15"/>	<input type="text" value="13"/>
Vermont	50	<input type="text" value="0"/>	<input type="text" value="0"/>
Virginia	51	<input type="text" value="1"/>	<input type="text" value="1"/>
Washington	53	<input type="text" value="19"/>	<input type="text" value="17"/>
West Virginia	54	<input type="text" value="0"/>	<input type="text" value="0"/>
Wisconsin	55	<input type="text" value="0"/>	<input type="text" value="0"/>
Wyoming	56	<input type="text" value="4"/>	<input type="text" value="3"/>
<u>State Unknown</u>	57	<input type="text" value="22"/>	<input type="text" value="9"/>
American Samoa	60	<input type="text" value="0"/>	<input type="text" value="0"/>
Federated States of Micronesia	64	<input type="text" value="0"/>	<input type="text" value="0"/>
Guam	66	<input type="text" value="0"/>	<input type="text" value="0"/>
Marshall Islands	68	<input type="text" value="0"/>	<input type="text" value="0"/>
Northern Marianas	69	<input type="text" value="0"/>	<input type="text" value="0"/>
Palau	70	<input type="text" value="0"/>	<input type="text" value="0"/>
Puerto Rico	72	<input type="text" value="0"/>	<input type="text" value="0"/>
Virgin Islands	78	<input type="text" value="0"/>	<input type="text" value="0"/>
Foreign Countries	90	<input type="text" value="1"/>	<input type="text" value="0"/>
Residence unknown/unreported	98	<input type="text" value="0"/>	<input type="text" value="0"/>
Total first-time degree/certificate-seeking undergraduates (from Part A)		459	277

 You may use the box below to provide additional context for the data you have reported above. Context notes will be posted on the College Navigator website. Therefore, you should write all context notes using proper grammar (e.g., complete sentences with punctuation) and common language that can be easily understood by students and parents (e.g., spell out acronyms).

Institution: Southwestern Oregon Community College (210155)

User ID: P2101551

Part D - Total Undergraduate Entering Class

Total Undergraduate Entering Class, Fall 2022

D1	Total full-time, first-time degree/certificate-seeking <u>undergraduates</u> from Part A (GR <u>cohort</u>)	374
D2	Total <u>first-time</u> degree/certificate-seeking undergraduates (full-time + part-time) from Part A	459
D3	Total <u>transfer-in (non-first-time entering)</u> , degree/certificate-seeking undergraduates (full-time + part-time) from Part A	77
D4	Total <u>non-degree/non-certificate-seeking</u> undergraduates (full-time + part-time) from Part A	211
D5	Of the total non-degree/non-certificate-seeking undergraduates displayed on line D4, the number that are new to the institution in Fall 2022	<input type="text" value="5"/>
D6	Total <u>entering students</u> at the undergraduate level Note: This is calculated as first-time students (line D2) + students transferring to the institution (line D3) + non-degree/non-certificate-seeking undergraduates entering in Fall 2022 (line D5).	541
D7	Percentage of undergraduate entering class represented by your GR <u>cohort</u> (line D1/line D6)	69

Institution: Southwestern Oregon Community College (210155)

Part E - First-Time Student Cohort Retention Rates (Full-time)

Retention Rates - Full-time, First-time Degree/Certificate-Seeking Cohort from Fall 2021

Academic reporters report retention data as of the institution's official fall reporting date or as of October 15. Program reporters determine the cohort with enrollment any time between August 1 and October 31, 2021 and retention based on August 1, 2022.

The retention rate is calculated by the system after clicking "Save" on the screen. Exclusions are subtracted from the original cohort and the resulting adjusted cohort is used for calculating the retention rate.

Retention Data Reporting Reminders:

- Include only **full-time, first-time degree/certificate-seeking** students in this cohort.
- Determine full-time using Fall 2021 attendance status (e.g., if a student was full-time in Fall 2021, report them in the full-time cohort regardless of Fall 2022 status).
- If there are no students to report in the cohort, enter zero. Do not leave the field blank.
- Report in the exclusions box (line E2a) the number of students from the cohort who left the institution for any of the following reasons: died or were totally and permanently disabled; to serve in the armed forces (including those called to active duty); to serve with a foreign aid service of the Federal Government (e.g., Peace Corps); or to serve on official church missions.
- Report in the inclusion box (line E2b) first-time bachelor's-seeking study abroad students who were excluded from the first-time cohort (line E1) but who have re-enrolled at the institution their second year.

FULL-TIME, FIRST-TIME COHORT RETENTION:	Preloaded cohort		Prior year data (Fall 2020 cohort)
E1 Full-time, first-time Fall 2021 degree/certificate-seeking cohort	376	<input type="text" value="367"/> ⓘ	365
E2a <u>Exclusions</u> from the Fall 2021 cohort		<input type="text" value="1"/>	0
E2b Inclusions to the Fall 2021 cohort		<input type="text" value="0"/>	0
E3 Adjusted Fall 2021 cohort (line E1 - E2a + E2b)		366	365
E4 Students from Fall 2021 cohort who are still enrolled + students from Fall 2021 cohort who completed their program as of Fall 2022		<input type="text" value="190"/> ⓘ	190
E5 Full-time, first-time Fall 2021 cohort retention rate (line E4 / line E3)		52 %	52 %

ⓘ The notes below provide context for the data you've reported above and **may** be posted on the College Navigator website. Choose one option that best explains your data or choose "Not Applicable" if you do not wish to provide context notes. If none of the options provided explain your institution's data, then choose "Other" and write your own context notes. Therefore, you should write all context notes using proper grammar (e.g., complete sentences with punctuation) and common language that can be easily understood by students and parents (e.g., spell out acronyms).

Institution: Southwestern Oregon Community College (210155)

User ID: P2101551

Part E - First-Time Student Cohort Retention Rates (Part-time)

Retention Rates - Part-time, First-time Degree/Certificate-Seeking Cohort from Fall 2021

Academic reporters report retention data as of the institution's official fall reporting date or as of October 15. Program reporters determine the cohort with enrollment any time between August 1 and October 31, 2021 and retention based on August 1, 2022.

The retention rate is calculated by the system after clicking "Save" on the screen. Exclusions are subtracted from the original cohort and the resulting adjusted cohort is used for calculating the retention rate.

Retention Data Reporting Reminders:

- Include only **part-time, first-time degree/certificate-seeking** students in this cohort.
- Determine part-time using Fall 2021 attendance status (e.g., if a student was part-time in Fall 2021, report them in the part-time cohort regardless of their Fall 2022 status).
- If there are no students to report in the cohort, enter zero. Do not leave the field blank.
- Report in the exclusions box (line E7a) the number of students from the cohort who left the institution for any of the following reasons: died or were totally and permanently disabled; to serve in the armed forces (including those called to active duty); to serve with a foreign aid service of the Federal Government (e.g., Peace Corps); or to serve on official church missions.
- Report in the inclusion box (line E7b) first-time bachelor's-seeking study abroad students who were excluded from the first-time cohort (line E6) but who have re-enrolled at the institution their second year.

PART-TIME, FIRST-TIME COHORT RETENTION:	Preloaded cohort		Prior year data (Fall 2020 cohort)
E6 Part-time, first-time Fall 2021 degree/certificate-seeking cohort	77	<input type="text" value="77"/> ⓘ	77
E7a <u>Exclusions</u> from the Fall 2021 cohort		<input type="text" value="0"/>	0
E7b Inclusions to the Fall 2021 cohort		<input type="text" value="0"/>	0
E8 Adjusted Fall 2021 cohort (line E6 - E7a + E7b)		77	77
E9 Students from Fall 2021 cohort who are still enrolled + students from Fall 2021 cohort who completed their program as of Fall 2022		<input type="text" value="23"/> ⓘ	21
E10 Part-time, first-time Fall 2021 cohort retention rate (line E9 / line E8)		30 %	27 %

ⓘ The notes below provide context for the data you've reported above and **may** be posted on the College Navigator website. Choose one option that best explains your data or choose "Not Applicable" if you do not wish to provide context notes. If none of the options provided explain your institution's data, then choose "Other" and write your own context notes. Therefore, you should write all context notes using proper grammar (e.g., complete sentences with punctuation) and common language that can be easily understood by students and parents (e.g., spell out acronyms).

Institution: Southwestern Oregon Community College (210155)

User ID: P2101551

Part F - Student-to-Faculty Ratio

Student-to-Faculty Ratio

Please provide your institution's student-to-faculty ratio (i.e., student-to-instructional staff) for undergraduate programs for Fall 2022. The student-to-faculty ratio and any accompanying context that is provided will be displayed on College Navigator.

Note: Logic in this item is similar to item I-2 from the Common Data Set data collection.

Click [here](#) to use a worksheet to help you determine the student-to-faculty ratio

Student-to-faculty ratio


14

to 1

Student-to-faculty ratio prior year

13

to 1

 You may use the box below to provide additional context for the data you have reported above. Context notes will be posted on the College Navigator website. Therefore, you should write all context notes using proper grammar (e.g., complete sentences with punctuation) and common language that can be easily understood by students and parents (e.g., spell out acronyms).

Prepared by

Reporting Reminders:

- The name of the preparer is being collected so that we can follow up with the appropriate person in the event that there are questions concerning the data.
- The Keyholder will be copied on all email correspondence to other preparers.
- The time it took to prepare this component is being collected so that we can continue to improve our estimate of the reporting burden associated with IPEDS.
- Please include in your estimate the time it took for you to review instructions, query and search data sources, complete and review the component, and submit the data through the Data Collection System.
- Thank you for your assistance.

This survey component was prepared by:

<input type="radio"/>	Keyholder	<input type="radio"/>	SFA Contact	<input type="radio"/>	HR Contact
<input type="radio"/>	Finance Contact	<input type="radio"/>	Academic Library Contact	<input checked="" type="radio"/>	Other

Name:

Email:

How many staff from your institution only were involved in the data collection and reporting process of this survey component?

Number of Staff (including yourself)

How many hours did you and others from your institution only spend on each of the steps below when responding to this survey component?
Exclude the hours spent collecting data for state and other reporting purposes.

Staff member	Collecting Data Needed	Revising Data to Match IPEDS Requirements	Entering Data	Revising and Locking Data
Your office	<input type="text" value="2.00"/> hours	<input type="text" value="80.00"/> hours	<input type="text" value="1.00"/> hours	<input type="text" value="1.00"/> hours
Other offices	<input type="text"/> hours	<input type="text"/> hours	<input type="text"/> hours	<input type="text"/> hours

Institution: Southwestern Oregon Community College (210155)

User ID: P2101551

Summary

Fall Enrollment Survey Summary

IPEDS collects important information regarding your institution. All data reported in IPEDS survey components become available in the IPEDS Data Center and appear as aggregated data in various Department of Education reports. Additionally, some of the reported data appears specifically for your institution through the College Navigator website and is included in your institution's Data Feedback Report (DFR). The purpose of this summary is to provide you an opportunity to view some of the data that, when accepted through the IPEDS quality control process, will appear on the College Navigator website and/or your DFR. College Navigator is updated approximately three months after the data collection period closes and Data Feedback Reports will be available through the [Data Center](#) and sent to your institution's CEO in November 2023.

Please review your data for accuracy. If you have questions about the data displayed below after reviewing the data reported on the survey screens, please contact the IPEDS Help Desk at: 1-877-225-2568 or ipedshelp@rti.org.

Less-Than-Four-Year Institutions

Undergraduate Student Enrollment	
Total enrollment	1,443
Transfer-in enrollment	77
Student-to-faculty ratio	14 to 1

Undergraduate Student Characteristics	
Percent of undergraduates who are female	62%
Percent of undergraduates who are full-time	57%
Percent of undergraduates by race/ethnicity:	
American Indian or Alaska Native	3%
Asian	2%
Black or African American	2%
Hispanic/Latino	14%
Native Hawaiian or Pacific Islander	1%
White	65%
Two or More Races	7%
Race and ethnicity unknown	4%
U.S. Nonresident	3%
Percent of first-time degree/certificate seeking students from in state	71%
Percent of first-time degree/certificate seeking students from out-of-state	29%
Percent of first-time degree/certificate seeking students from foreign countries	0%
Percent of first-time degree/certificate seeking students residency unknown	0%

Undergraduate Retention and Graduation Rate Cohort	
First-time, full-time student retention rate	52%
First-time, part-time retention rate	30%
Graduation rate cohort as percent of total entering students	69%

Institution: Southwestern Oregon Community College (210155)

User ID: P2101551

Edit Report

Fall Enrollment

There are no errors for the selected survey and institution.