

Institution: Southwestern Oregon Community College (210155) User ID: P2101551

Completions Overview

Welcome to the IPEDS Completions survey component. The Completions component is one of several IPEDS components that is conducted during the Fall data collection period. It collects the number of degrees and certificates awarded by field of study, level of award, race/ethnicity, and gender. The reporting period for the Completions component is during the 12-month time period beginning July 1 of the previous calendar year and ending June 30 of the current calendar year; therefore, for this year's Completions component, the reporting period is between July 1, 2018 and June 30, 2019. The Completions component is also collecting the number of students (e.g., completers) who earned awards between July 1, 2018 and June 30, 2019.

Changes to reporting for 2019-20

- The term 'contact hour' has been replaced with the term 'clock hour'
- The term 'formal award' has been replaced with the term 'recognized postsecondary credential'
- There is a new instruction to exclude students participating in Experimental Pell (See <https://experimentalsites.ed.gov/exp/approved.html>)

For 2020-21 changes, please review the preview screens available on the [Survey Materials](#) page. For more information on updates to CIP codes, see below.

CIP codes will need to be updated for the 2020-21 data collection.

The [CIP 2020 Website](#) includes a list of new CIP codes, a list of deleted CIP codes, a list of moved CIP Codes, and an online crosswalk of the 2010 CIP and 2020 CIP.

Some common Completions component errors include the following:

- Including award levels on your current year Completions that were not reported on your previous year's (PY) Institutional Characteristics (IC). [Award levels in the PY IC component cannot be changed; therefore, contact the IPEDS Help Desk at 1-877-225-2568 if you need assistance.]
- Forgetting to select CIP codes for new programs of study that are offered by the institution, but do not have completions for the reporting period.
- Forgetting to enter in zero in at least one of the cells for CIP codes that do not have completions.
- Even though Teacher Preparation certificate programs may require a bachelor's degree for admission, they are considered sub-bacalaureate undergraduate programs, and students in these programs are undergraduate students.

Keep in mind that some information provided by institutions on the Completions component appear in the [College Navigator](#), which is a major tool used by consumers searching for information about postsecondary education. It is therefore vitally important that you include accurate information about your institution.

Survey materials can be downloaded using the following link: [Survey Materials](#).

To access your prior year data submission for this component: [Reported Data](#)

CIPCODE	Award Level	Major	Gender	Non Resident Alien	Hispanic / Latino	American Indian or Alaska Native	Asian	Black or African American	Native Hawaiian or Other Pacific Islander	White	Two or more Races	Race/ ethnicity unknown	Total	distance education program
11.0301 Data Processing and Data Processing Technology/Technician	3 - Associate's degree	1	Men	0	0	0	0	0	0	0	0	0	0	
			Women	0	0	0	0	0	0	0	0	0	0	
			Total	0	0	0	0	0	0	0	0	0	0	0
11.0802 Data Modeling/Warehousing and Database Administration	1 - Awards of less than 1 academic year	1	Men	2	0	0	0	0	0	8	0	0	10	
			Women	0	0	0	0	0	0	0	0	0	0	
			Total	2	0	0	0	0	0	8	0	0	0	10
11.0802 Data Modeling/Warehousing and Database Administration	2 - Awards of at least 1 but less than 2 academic years	1	Men	0	0	0	0	0	0	4	0	0	4	
			Women	0	0	0	0	0	0	0	0	0	0	
			Total	0	0	0	0	0	0	4	0	0	0	4
11.0802 Data Modeling/Warehousing and Database Administration	3 - Associate's degree	1	Men	0	0	0	0	0	0	2	0	0	2	
			Women	0	0	0	0	0	0	0	0	0	0	
			Total	0	0	0	0	0	0	2	0	0	0	2
11.1006 Computer Support Specialist	2 - Awards of at least 1 but less than 2 academic years	1	Men	0	0	0	0	0	0	3	0	0	3	
			Women	0	0	0	0	0	0	0	0	0	0	
			Total	0	0	0	0	0	0	3	0	0	0	3
11.1006 Computer Support Specialist	3 - Associate's degree	1	Men	0	0	0	1	0	0	2	0	0	3	
			Women	0	0	0	0	0	0	0	0	0	0	
			Total	0	0	0	1	0	0	2	0	0	0	3
11.1099 Computer/Information Technology Services Administration and Management, Other	1 - Awards of less than 1 academic year	1	Men	0	0	0	1	0	0	3	0	0	4	
			Women	0	0	1	0	0	0	0	0	0	1	
			Total	0	0	1	1	0	0	3	0	0	0	5
12.0501 Baking and Pastry Arts/Baker/Pastry Chef	2 - Awards of at least 1 but less than 2 academic years	1	Men	0	0	0	0	0	0	2	0	0	2	
			Women	0	0	1	1	0	0	4	0	0	6	
			Total	0	0	1	1	0	0	6	0	0	0	8
12.0501 Baking and Pastry Arts/Baker/Pastry Chef	3 - Associate's degree	1	Men	0	0	0	0	0	0	2	0	0	2	
			Women	0	0	1	1	0	0	4	0	0	6	
			Total	0	0	1	1	0	0	6	0	0	0	8
12.0503 Culinary Arts/Chef Training	2 - Awards of at least 1 but less than 2 academic years	1	Men	0	1	0	0	0	0	4	1	0	6	
			Women	0	4	0	1	0	0	4	0	0	9	
			Total	0	5	0	1	0	0	8	1	0	0	15
12.0503 Culinary Arts/Chef Training	3 - Associate's degree	1	Men	0	1	0	0	0	0	4	0	0	5	
			Women	0	4	0	1	0	0	4	0	0	9	
			Total	0	5	0	1	0	0	8	0	0	0	14
12.0504 Restaurant, Culinary, and Catering Management/Manager	3 - Associate's degree	1	Men	0	0	0	0	0	0	1	0	0	1	
			Women	0	0	0	0	0	0	0	0	0	0	
			Total	0	0	0	0	0	0	1	0	0	0	1
13.1202	3 - Associate's degree	1	Men	0	0	0	0	0	0	0	0	0	0	
			Women	0	0	0	0	0	0	0	1	0	0	1

CIPCODE	Award Level	Major	Gender	Non Resident Alien	Hispanic / Latino	American Indian or Alaska Native	Asian	Black or African American	Native Hawaiian or Other Pacific Islander	White	Two or more Races	Race/ ethnicity unknown	Total	distance education program
Elementary Education and Teaching			Total	0	0	0	0	0	0	1	0	0	1	Yes
13.1210 Early Childhood Education and Teaching	1 - Awards of less than 1 academic year	1	Men	0	0	0	0	0	0	0	0	0	0	
Women			0	0	0	0	0	0	0	0	0	0	0	
Total			0	0	0	0	0	0	0	0	0	0	0	0
13.1210 Early Childhood Education and Teaching	2 - Awards of at least 1 but less than 2 academic years	1	Men	0	0	0	0	0	0	0	0	0	0	
Women			0	0	0	0	0	0	0	0	0	0	0	
Total			0	0	0	0	0	0	0	0	0	0	0	0
13.1210 Early Childhood Education and Teaching	3 - Associate's degree	1	Men	0	0	0	0	0	0	0	0	0	0	
Women			0	0	0	0	0	0	0	0	0	0	0	
Total			0	0	0	0	0	0	0	0	0	0	0	0
14.3401 Forest Engineering	3 - Associate's degree	1	Men	0	0	0	0	0	0	0	0	0	0	
Women			0	0	0	0	0	0	0	0	0	0	0	
Total			0	0	0	0	0	0	0	0	0	0	0	0
19.0709 Child Care Provider/Assistant	1 - Awards of less than 1 academic year	1	Men	0	0	0	0	0	0	0	0	0	0	
Women			0	0	0	0	0	0	10	0	0	0	10	
Total			0	0	0	0	0	0	0	10	0	0	0	10
19.0709 Child Care Provider/Assistant	2 - Awards of at least 1 but less than 2 academic years	1	Men	0	0	0	0	0	0	0	0	0	0	
Women			0	0	0	0	0	0	4	0	0	0	4	
Total			0	0	0	0	0	0	0	4	0	0	0	4
19.0709 Child Care Provider/Assistant	3 - Associate's degree	1	Men	0	0	0	0	0	0	0	0	0	0	
Women			0	0	0	0	0	1	2	0	0	0	3	
Total			0	0	0	0	0	0	1	2	0	0	0	3
24.0101 Liberal Arts and Sciences/Liberal Studies	3 - Associate's degree	1	Men	4	7	2	1	2	0	53	5	2	76	
Women			1	9	2	3	1	0	85	6	0	0	107	
Total			5	16	4	4	3	0	138	11	2	0	183	Yes
24.0101 Liberal Arts and Sciences/Liberal Studies	3 - Associate's degree	2	Men	2	3	1	1	0	0	24	3	0	34	
Women			1	5	1	1	0	0	37	4	0	0	49	
Total			3	8	2	2	0	0	61	7	0	0	83	Yes
24.0102 General Studies	3 - Associate's degree	1	Men	3	7	1	0	0	0	28	3	1	43	
Women			1	6	1	1	0	1	56	4	0	0	70	
Total			4	13	2	1	0	1	84	7	1	0	113	Yes
31.0501 Health and Physical Education/Fitness, General	1 - Awards of less than 1 academic year	1	Men	0	0	0	0	0	0	0	0	0	0	
Women			0	0	0	0	0	0	0	0	0	0	0	
Total			0	0	0	0	0	0	0	0	0	0	0	0
40.0501 Chemistry, General	3 - Associate's degree	1	Men	0	0	0	0	0	0	0	0	0	0	
Women			0	0	0	0	0	0	0	0	0	0	0	
Total			0	0	0	0	0	0	0	0	0	0	0	0
40.0801 Physics, General	3 - Associate's degree	1	Men	0	0	0	0	0	0	0	0	0	0	
Women			0	0	0	0	0	0	0	0	0	0	0	
Total			0	0	0	0	0	0	0	0	0	0	0	0
43.0104 Criminal Justice/Safety Studies	3 - Associate's degree	1	Men	0	1	0	0	0	0	2	0	0	3	
Women			0	0	0	0	0	0	1	0	0	0	1	

CIPCODE	Award Level	Major	Gender	Non Resident Alien	Hispanic / Latino	American Indian or Alaska Native	Asian	Black or African American	Native Hawaiian or Other Pacific Islander	White	Two or more Races	Race/ ethnicity unknown	Total	distance education program	
Dental Assisting/Assistant	2 - Awards of at least 1 but less than 2 academic years	1	Women	1	2	0	0	1	0	7	0	0	11		
			Total	1	2	0	0	1	0	7	0	0	11	No	
51.0716 Medical Administrative/Executive Assistant and Medical Secretary	2 - Awards of at least 1 but less than 2 academic years	1	Men	0	0	0	0	0	0	0	0	0	0		
			Women	0	0	0	0	0	0	2	1	0	3		
			Total	0	0	0	0	0	0	2	1	0	3	Yes	
51.0801 Medical/Clinical Assistant	1 - Awards of less than 1 academic year	1	Men	0	0	0	0	0	0	0	0	0	0		
			Women	0	1	0	0	0	0	5	2	0	8		
			Total	0	1	0	0	0	0	5	2	0	8	Yes	
51.0801 Medical/Clinical Assistant	3 - Associate's degree	1	Men	0	0	0	0	0	0	0	0	0	0		
			Women	0	0	1	0	0	0	3	0	1	5		
			Total	0	0	1	0	0	0	3	0	1	5	No	
51.0802 Clinical/Medical Laboratory Assistant	2 - Awards of at least 1 but less than 2 academic years	1	Men	0	0	0	0	0	0	0	0	0	0		
			Women	0	0	0	0	0	0	0	0	0	0		
			Total	0	0	0	0	0	0	0	0	0	0	0	No
51.0805 Pharmacy Technician/Assistant	2 - Awards of at least 1 but less than 2 academic years	1	Men	0	0	0	0	0	0	1	0	0	1		
			Women	0	0	0	0	0	0	0	0	0	0	0	
			Total	0	0	0	0	0	0	1	0	0	1	1	Yes
51.0904 Emergency Medical Technology/Technician (EMT Paramedic)	1 - Awards of less than 1 academic year	1	Men	0	2	0	0	0	2	18	0	1	23		
			Women	0	0	0	0	0	0	14	2	0	16		
			Total	0	2	0	0	0	2	32	2	1	39	No	
51.0904 Emergency Medical Technology/Technician (EMT Paramedic)	2 - Awards of at least 1 but less than 2 academic years	1	Men	0	0	0	0	0	0	5	0	0	5		
			Women	0	1	0	0	0	0	3	0	0	4		
			Total	0	1	0	0	0	0	8	0	0	9	No	
51.0904 Emergency Medical Technology/Technician (EMT Paramedic)	3 - Associate's degree	1	Men	0	3	0	0	0	0	8	0	0	11		
			Women	0	0	1	0	0	0	2	0	0	3		
			Total	0	3	1	0	0	0	10	0	0	14	No	
51.2602 Home Health Aide/Home Attendant	1 - Awards of less than 1 academic year	1	Men	0	0	0	0	0	0	0	0	0	0		
			Women	0	0	0	0	0	0	0	0	0	0		
			Total	0	0	0	0	0	0	0	0	0	0	0	No
51.3801 Registered Nursing/Registered Nurse	3 - Associate's degree	1	Men	0	0	0	0	0	0	2	0	0	2		
			Women	0	1	1	0	0	0	17	2	1	22		
			Total	0	1	1	0	0	0	19	2	1	24	No	
51.3902 Nursing Assistant/Aide and Patient Care Assistant/Aide	1 - Awards of less than 1 academic year	1	Men	0	0	0	0	0	0	0	0	0	0		
			Women	0	0	0	0	0	0	0	0	0	0		
			Total	0	0	0	0	0	0	0	0	0	0	0	No
52.0201		1	Men	1	0	0	0	0	0	6	0	0	7		

CIPCODE	Award Level	Major	Gender	Non Resident Alien	Hispanic / Latino	American Indian or Alaska Native	Asian	Black or African American	Native Hawaiian or Other Pacific Islander	White	Two or more Races	Race/ ethnicity unknown	Total	distance education program
Business Administration and Management, General	3 - Associate's degree		Women	0	0	0	0	0	0	2	0	0	2	
			Total	1	0	0	0	0	0	8	0	0	0	9
52.0204 Office Management and Supervision	1 - Awards of less than 1 academic year	1	Men	0	0	0	0	0	0	2	0	0	2	
			Women	0	0	0	0	0	0	5	1	0	0	6
52.0301 Accounting	3 - Associate's degree	1	Total	0	0	0	0	0	0	7	1	0	8	Yes
			Men	0	1	1	0	0	0	2	0	0	0	4
52.0302 Accounting Technology/Technician and Bookkeeping	1 - Awards of less than 1 academic year	1	Women	0	0	0	0	0	0	2	0	0	2	
			Total	0	0	0	0	0	0	2	1	0	0	3
52.0302 Accounting Technology/Technician and Bookkeeping	2 - Awards of at least 1 but less than 2 academic years	1	Women	0	0	0	0	0	0	1	1	0	2	
			Total	0	1	1	0	0	0	3	1	0	0	6
52.0401 Administrative Assistant and Secretarial Science, General	1 - Awards of less than 1 academic year	1	Men	0	0	0	0	0	0	0	0	0	0	
			Women	0	0	0	0	0	0	1	0	0	0	1
52.0401 Administrative Assistant and Secretarial Science, General	3 - Associate's degree	1	Total	0	0	0	0	0	0	1	0	0	1	Yes
			Men	0	0	0	0	0	0	0	0	0	0	0
52.0407 Business/Office Automation/Technology/Data Entry	1 - Awards of less than 1 academic year	1	Women	0	0	0	0	0	0	1	0	0	1	
			Total	0	0	0	0	0	0	1	0	0	0	1
52.0407 Business/Office Automation/Technology/Data Entry	2 - Awards of at least 1 but less than 2 academic years	1	Men	0	0	0	0	0	0	0	0	0	0	
			Women	0	0	0	0	0	0	1	0	0	0	1
52.0408 General Office Occupations and Clerical Services	2 - Awards of at least 1 but less than 2 academic years	1	Total	0	0	0	0	0	0	1	0	0	1	Yes
			Men	0	0	0	0	0	0	0	0	0	0	0
52.0701 Entrepreneurship/Entrepreneurial Studies	3 - Associate's degree	1	Women	0	1	0	0	0	0	4	0	0	5	
			Total	0	1	0	0	0	0	5	0	0	0	6
52.0901 Hospitality Administration/Management, General	1 - Awards of less than 1 academic year	1	Men	0	0	0	0	0	0	0	0	0	0	
			Women	0	0	0	0	0	0	0	0	0	0	0
52.0901 Hospitality Administration/Management, General	3 - Associate's degree	1	Total	0	0	0	0	0	0	0	0	0	0	No
			Men	0	0	0	0	0	0	0	0	0	0	0
52.1801		1	Men	0	0	0	0	0	0	2	0	0	2	

CIPCODE	Award Level	Major	Gender	Non Resident Alien	Hispanic / Latino	American Indian or Alaska Native	Asian	Black or African American	Native Hawaiian or Other Pacific Islander	White	Two or more Races	Race/ ethnicity unknown	Total	distance education program	
Sales, Distribution, and Marketing Operations, General	1 - Awards of less than 1 academic year		Women	0	1	0	0	0	0	4	1	0	6		
			Total	0	1	0	0	0	0	6	1	0	8	No	
52.1803 Retailing and Retail Operations	1 - Awards of less than 1 academic year	1	Men	0	0	0	0	0	0	0	0	0	0		
			Women	0	0	0	0	0	0	0	1	0	0	1	
			Total	0	0	0	0	0	0	0	1	0	0	1	Yes

99.0000 Summary Grand Totals	Award Level	Nonresident alien	Hispanic Latino	American Indian or Alaska Native	Asian	Black or African American	Native Hawaiian or Other Pacific Islander	White	Two or more Races	Race/ethnicity unknown	Total	PY Total
Men		2	3	1	1	0	0	24	3	0	34	36
Women		1	5	1	1	0	0	37	4	0	49	53
Total		3	8	2	2	0	0	61	7	0	83	89

Grand Total Men		2	3	1	1	0	0	24	3	0	34	36
Grand Total Women		1	5	1	1	0	0	37	4	0	49	53
Grand Total		3	8	2	2	0	0	61	7	0	83	89

PY Grand Total Men		5	6	2	0	0	0	22	1	0		36
PY Grand Total Women		1	4	0	2	0	2	36	8	0		53
PY Grand Total		6	10	2	2	0	2	58	9	0		89

All Completers

Institutions must report the following information. (Some data will be pre-populated from the completions by CIP code data.)

All Completers

Number of students by gender and race and ethnicity earning an award between July 1, 2018 and June 30, 2019. Count each student only once, regardless of how many awards he/she earned. The intent of this screen is to collect an unduplicated count of total numbers of *completers*.

- Report Hispanic/Latino individuals of any race as Hispanic/Latino
- Report race for non-Hispanic/Latino individuals only

	Men		Women		Total Students
	Number of Students	Total Awards	Number of Students	Total Awards	
<u>Nonresident alien</u>	6	10	2	3	8
<u>Hispanic/Latino</u>	15	32	26	39	41
<u>American Indian or Alaska Native</u>	4	5	9	13	13
<u>Asian</u>	4	4	5	8	9
<u>Black or African American</u>	3	4	2	2	5
<u>Native Hawaiian or Other Pacific Islander</u>	1	2	2	2	3
<u>White</u>	151	245	195	292	346
<u>Two or more races</u>	9	13	15	23	24
<u>Race and ethnicity unknown</u>	5	8	6	7	11
TOTAL	198	323	262	389	460
PY TOTAL	174		257		431

Completers by Level

Institutions must report the number of students who earned an award by level. This screen will be shown for each of the following consolidated award levels for which there is a reported completion:


- Postsecondary awards, certificates, or diplomas of less than 1 academic year
 - Less than 900 clock hours, or
 - Less than 30 SEMESTER or TRIMESTER credit hours, or
 - Less than 45 QUARTER credit hours
- Postsecondary awards, certificates, or diplomas of at least 1 but less than 4 academic years
 - 900 or more clock hours, or
 - 30 or more SEMESTER or TRIMESTER credit hours, or
 - 45 or more QUARTER credit hours
- Associate's degrees
- Bachelor's degrees
- Master's degrees
- Doctor's degrees
- Postbaccalaureate and post-master's certificates

Postsecondary award, certificate, or diploma of less than 1 academic year:

Less than 900 clock hours, or less than 30 semester or trimester credit hours, or less than 45 quarter credit hours

Number of students by gender, by race and ethnicity, and by age earning this award between July 1, 2018 and June 30, 2019. Each student should be counted once per award level. For example, if a student earned a master's degree and a doctor's degree, he/she should be counted once in master's and once in doctor's. A student earning two master's degrees should be counted only once.

- Report Hispanic/Latino individuals of any race as Hispanic/Latino
- Report race for non-Hispanic/Latino individuals only


	Number of Students	Total Awards
By Gender		
Men	<input type="text" value="71"/>	99
Women	<input type="text" value="82"/>	100
TOTAL	 153	199
PY TOTAL	93	

By Race/Ethnicity

<u>Nonresident alien</u>	<input type="text" value="2"/>	2
<u>Hispanic/Latino</u>	<input type="text" value="12"/>	17

<u>American Indian or Alaska Native</u>	<input type="text" value="3"/>	4
<u>Asian</u>	<input type="text" value="1"/>	1
<u>Black or African American</u>	<input type="text" value="1"/>	2
<u>Native Hawaiian or Other Pacific Islander</u>	<input type="text" value="1"/>	2
<u>White</u>	<input type="text" value="118"/>	151
Two or more races	<input type="text" value="8"/>	12
<u>Race and ethnicity unknown</u>	<input type="text" value="7"/>	8
TOTAL	153	199

 **By Age**

Under 18	 <input type="text" value="15"/>	
18-24	<input type="text" value="89"/>	
25-39	<input type="text" value="35"/>	
40 and Above	<input type="text" value="14"/>	
Age Unknown	<input type="text" value="0"/>	
TOTAL	153	199

Completers by Level

Institutions must report the number of students who earned an award by level. This screen will be shown for each of the following consolidated award levels for which there is a reported completion:

- Postsecondary awards, certificates, or diplomas of less than 1 academic year
 - Less than 900 clock hours, or
 - Less than 30 SEMESTER or TRIMESTER credit hours, or
 - Less than 45 QUARTER credit hours
- Postsecondary awards, certificates, or diplomas of at least 1 but less than 4 academic years
 - 900 or more clock hours, or
 - 30 or more SEMESTER or TRIMESTER credit hours, or
 - 45 or more QUARTER credit hours
- Associate's degrees
- Bachelor's degrees
- Master's degrees
- Doctor's degrees
- Postbaccalaureate and post-master's certificates

**Postsecondary award, certificate, or diploma of at least 1 but less than 4 academic years:
900 or more clock hours, or 30 or more semester or trimester credit hours, or 45 or more quarter credit hours**

Number of students by gender, by race and ethnicity, and by age earning this award between July 1, 2018 and June 30, 2019. Each student should be counted once per award level. For example, if a student earned a master's degree and a doctor's degree, he/she should be counted once in master's and once in doctor's. A student earning two master's degrees should be counted only once.


- Report Hispanic/Latino individuals of any race as Hispanic/Latino
- Report race for non-Hispanic/Latino individuals only


	Number of Students	Total Awards
By Gender		
Men	<input type="text" value="31"/>	34
Women	<input type="text" value="43"/>	44
TOTAL	74	78
PY TOTAL	106	

By Race/Ethnicity

<u>Nonresident alien</u>	<input type="text" value="1"/>	1
<u>Hispanic/Latino</u>	<input type="text" value="11"/>	11
<u>American Indian or Alaska Native</u>		2

	<input type="text" value="2"/>	
<u>Asian</u>	<input type="text" value="2"/>	2
<u>Black or African American</u>	<input type="text" value="1"/>	1
<u>Native Hawaiian or Other Pacific Islander</u>	<input type="text" value="0"/>	0
<u>White</u>	<input type="text" value="52"/>	56
Two or more races	<input type="text" value="4"/>	4
<u>Race and ethnicity unknown</u>	<input type="text" value="1"/>	1
TOTAL	74	78



 **By Age**

Under 18	<input type="text" value="0"/>	
18-24	<input type="text" value="42"/>	
25-39	<input type="text" value="24"/>	
40 and Above	<input type="text" value="8"/>	
Age Unknown	<input type="text" value="0"/>	
TOTAL	74	78

Completers by Level

Institutions must report the number of students who earned an award by level. This screen will be shown for each of the following consolidated award levels for which there is a reported completion:

- Postsecondary awards, certificates, or diplomas of less than 1 academic year
 - Less than 900 clock hours, or
 - Less than 30 SEMESTER or TRIMESTER credit hours, or
 - Less than 45 QUARTER credit hours
- Postsecondary awards, certificates, or diplomas of at least 1 but less than 4 academic years
 - 900 or more clock hours, or
 - 30 or more SEMESTER or TRIMESTER credit hours, or
 - 45 or more QUARTER credit hours
- Associate's degrees
- Bachelor's degrees
- Master's degrees
- Doctor's degrees
- Postbaccalaureate and post-master's certificates

Associate's degrees

Number of students by gender, by race and ethnicity, and by age earning this award between July 1, 2018 and June 30, 2019. Each student should be counted once per award level. For example, if a student earned a master's degree and a doctor's degree, he/she should be counted once in master's and once in doctor's. A student earning two master's degrees should be counted only once.

- Report Hispanic/Latino individuals of any race as Hispanic/Latino
- Report race for non-Hispanic/Latino individuals only

	Number of Students	Total Awards
By Gender		
Men	<input type="text" value="146"/>	190
Women	<input type="text" value="182"/>	245
TOTAL	328	435
PY TOTAL	341	

By Race/Ethnicity

<u>Nonresident alien</u>	<input type="text" value="6"/>	10
<u>Hispanic/Latino</u>	<input type="text" value="28"/>	43
<u>American Indian or Alaska Native</u>	<input type="text" value="11"/>	12

<u>Asian</u>	<input type="text" value="8"/>	9
<u>Black or African American</u>	<input type="text" value="3"/>	3
<u>Native Hawaiian or Other Pacific Islander</u>	<input type="text" value="2"/>	2
<u>White</u>	<input type="text" value="250"/>	330
Two or more races	<input type="text" value="15"/>	20
<u>Race and ethnicity unknown</u>	<input type="text" value="5"/>	6
TOTAL	328	435

 **By Age**

Under 18	<input type="text" value="3"/>	
18-24	<input type="text" value="215"/>	
25-39	<input type="text" value="86"/>	
40 and Above	<input type="text" value="24"/>	
Age Unknown	<input type="text" value="0"/>	
TOTAL	328	435

Prepared by

The name of the preparer is being collected so that we can follow up with the appropriate person in the event that there are questions concerning the data. The Keyholder will be copied on all email correspondence to other preparers.

The time it took to prepare this component is being collected so that we can continue to improve our estimate of the reporting burden associated with IPEDS. Please include in your estimate the time it took for you to review instructions, query and search data sources, complete and review the component, and submit the data through the Data Collection System.

Thank you for your assistance.

This survey component was prepared by:

<input checked="" type="radio"/>	Keyholder	<input type="radio"/>	SFA Contact	<input type="radio"/>	HR Contact
<input type="radio"/>	Finance Contact	<input type="radio"/>	Academic Library Contact	<input type="radio"/>	Other
Name:	<input type="text" value="Julee Wirth"/>				
Email:	<input type="text" value="jir@socc.edu"/>				

How many staff from your institution only were involved in the data collection and reporting process of this survey component?

<input type="text" value="4.00"/>	Number of Staff (including yourself)
-----------------------------------	--------------------------------------

How many hours did you and others from your institution only spend on each of the steps below when responding to this survey component?

Exclude the hours spent collecting data for state and other reporting purposes.

Staff member	Collecting Data Needed		Revising Data to Match IPEDS Requirements		Entering Data		Revising and Locking Data	
Your office	<input type="text" value="1.00"/>	hours	<input type="text" value="12.00"/>	hours	<input type="text" value="1.00"/>	hours	<input type="text" value="0.50"/>	hours
Other offices	<input type="text" value="1.00"/>	hours	<input type="text" value="1.00"/>	hours	<input type="text"/>	hours	<input type="text"/>	hours

Summary

IPEDS collects important information regarding your institution. All data reported in IPEDS survey components become available in the IPEDS Data Center and appear as aggregated data in various Department of Education reports. Additionally, some of the reported data appears specifically for your institution through the College Navigator website and is included in your institution's Data Feedback Report (DFR). The purpose of this summary is to provide you an opportunity to view some of the data that, when accepted through the IPEDS quality control process, will appear on the College Navigator website and/or your DFR. College Navigator is updated approximately three months after the data collection period closes and Data Feedback Reports will be available through the [Data Center](#) and sent to your institution's CEO in November 2019.

Please review your data for accuracy. If you have questions about the data displayed below after reviewing the data reported on the survey screens, please contact the IPEDS Help Desk at: 1-877-225-2568 or ipedshelp@rti.org.

Summary of Completions Data

Award Level	Number of Completions	
	1 st major	2 nd major
<u>Postsecondary award, certificate, or diploma (less than 1 academic year)</u>	199	0
<u>Postsecondary award, certificate, or diploma (at least 1 but less than 2 academic years)</u>	78	0
<u>Associate's degree</u>	435	83
Total number of degrees and certificates	712	

Summary of Completers Data

	Number of Students		
	Men	Women	Total
All Completers	198	262	460

Completions

Southwestern Oregon Community College (210155)

Source	Description	Severity	Resolved	Options
Screen: Completers- Less than 1 academic year				
Screen Entry	The total number of completers (Men + Women) reported for this award level (153) is outside the expected range when compared to the prior year value. Please correct your data or contact the IPEDS Help Desk for assistance. (Error #10584)	Explanation	Yes	
Reason:	Southwestern actively awards Career Pathway certificates. The college added addition Career Pathway certificates to our program offerings. This resulted in increased completions at this level. This was an anticipated increase.			
Screen Entry	The age of under 18 is outside the expected range. Please correct the data or explain. (Error #10741)	Explanation	Yes	
Reason:	These are dual credit high school students that are completing certificates and/or degrees while in high school.			