

CCSSE and SENSE Linked to Student Engagement and Student Success





High-Impact Practices for Community College Student Success

- Assessment and Placement
- **Orientation**
- Academic Goal Setting and Planning
- **Registration before Classes Begin**
- Accelerated or Fast-Track Developmental Education
- **First-Year Experience**
- **Student Success Course**
- **Learning Community**
- Class Attendance
- Alert and Intervention
- Experiential Learning beyond the Classroom
- Tutoring
- Supplemental Instruction

Students persist when they:

- **Are active & engaged learners**
- **Establish meaningful relationships with faculty, staff and peers**
- **Have high expectations & aspirations**
- **Navigate successfully through the front door -- college systems, processes and procedures**
- **Have more structure, fewer options, clearer pathways**



Oregon Students Indicated . . .

What Services are Important . . .

Who is Engaged . . .



**What do Oregon students say is the
most important college service?**

(CCSSE 2014)

**Academic Advising & Planning
91%**



Yet...


39%

...of students say they rarely or never saw an advisor.

(or really aren't sure...)

Oregon students' most important services


	Very or Somewhat Important	% Using Services Sometimes/Often
Academic Advising	91%	61%
Computer Lab	82%	56%
Financial Aid	81%	48%
Career Counseling	79%	27%
Skill Labs	77%	41%
Tutoring	76%	33%



**Do you know how engaged
students are in those practices
that matter most?**

You say...


Students say...



What % of Oregon Community College students responding to the *SENSE* survey said they felt welcome the first time they came to the college?

You say...


Students say...



What % of Oregon Community College students responding to the *SENSE* survey said they felt welcome the first time they came to the college?

You say...


Students say... 73%



What % of Oregon Community College students responding to the *CCSSE* survey said they worked with other students on projects during class (often or very often)

You say...


Students say...



What % of Oregon Community College students responding to the *CCSSE* survey said they worked with other students on projects during class (often or very often)

You say...


Students say... 54%



What % of Oregon Community College students responding to the *CCSSE* survey said they received prompt feedback (written or oral) from instructors on their performance in class (often or very often)?

You say...


Students say...



What % of Oregon Community College students responding to the *CCSSE* survey said they received prompt feedback (written or oral) from instructors on their performance class (often or very often)?

You say...


Students say...62%



What % of Oregon Community College students responding to the *CCSSE* survey said they worked harder than they thought they could to meet an instructor's expectations?

You say...

Students say...



What % of Oregon Community College students responding to the *CCSSE* survey said they worked harder than they thought they could to meet an instructor's expectations?

You say...

Students say... 53%

CCSSE and SENSE Benchmarks and Benchmarking





CCSSE Benchmarks for Effective Educational Practice

- **Active and Collaborative Learning**
- **Student Effort**
- **Academic Challenge**
- **Student-Faculty Interaction**
- **Support for Learners**



***SENSE* Benchmarks**

- **Early Connections**
- **High Expectations and Aspirations**
- **Clear Academic Plan and Pathway**
- **Effective Track to College Readiness**
- **Engaged Learning**
- **Academic and Social Support Network**

Oregon Colleges' Benchmark Range

15 colleges

	<u>High</u>	<u>Low</u>	<u>Consortium</u>
Active and Collaborative Learning	56.3	46.1	51.0
Student Effort	55.9	46.4	50.2
Academic Challenge	55.4	46.0	50.6
Student-Faculty Interaction	58.0	45.0	50.6
Support for Learners	54.3	42.9	47.5

Oregon Small Colleges' Benchmark Range

9 small colleges

	<u>High</u>	<u>Low</u>
Active and Collaborative Learning	56.3	46.1
Student Effort	55.4	46.5
Academic Challenge	55.4	46.0
Student-Faculty Interaction	58.0	47.2
Support for Learners	54.3	43.4

Disaggregating Benchmark Data

Oregon Consortium: *By Enrollment Status*

	<u>FT</u>	<u>PT</u>
Active and Collaborative Learning	55.9	47.1
Student Effort	54.2	47.4
Academic Challenge	55.9	46.5
Student-Faculty Interaction	55.6	46.8
Support for Learners	50.0	46.0

Disaggregating Benchmark Data

Oregon Consortium: *Developmental Status*

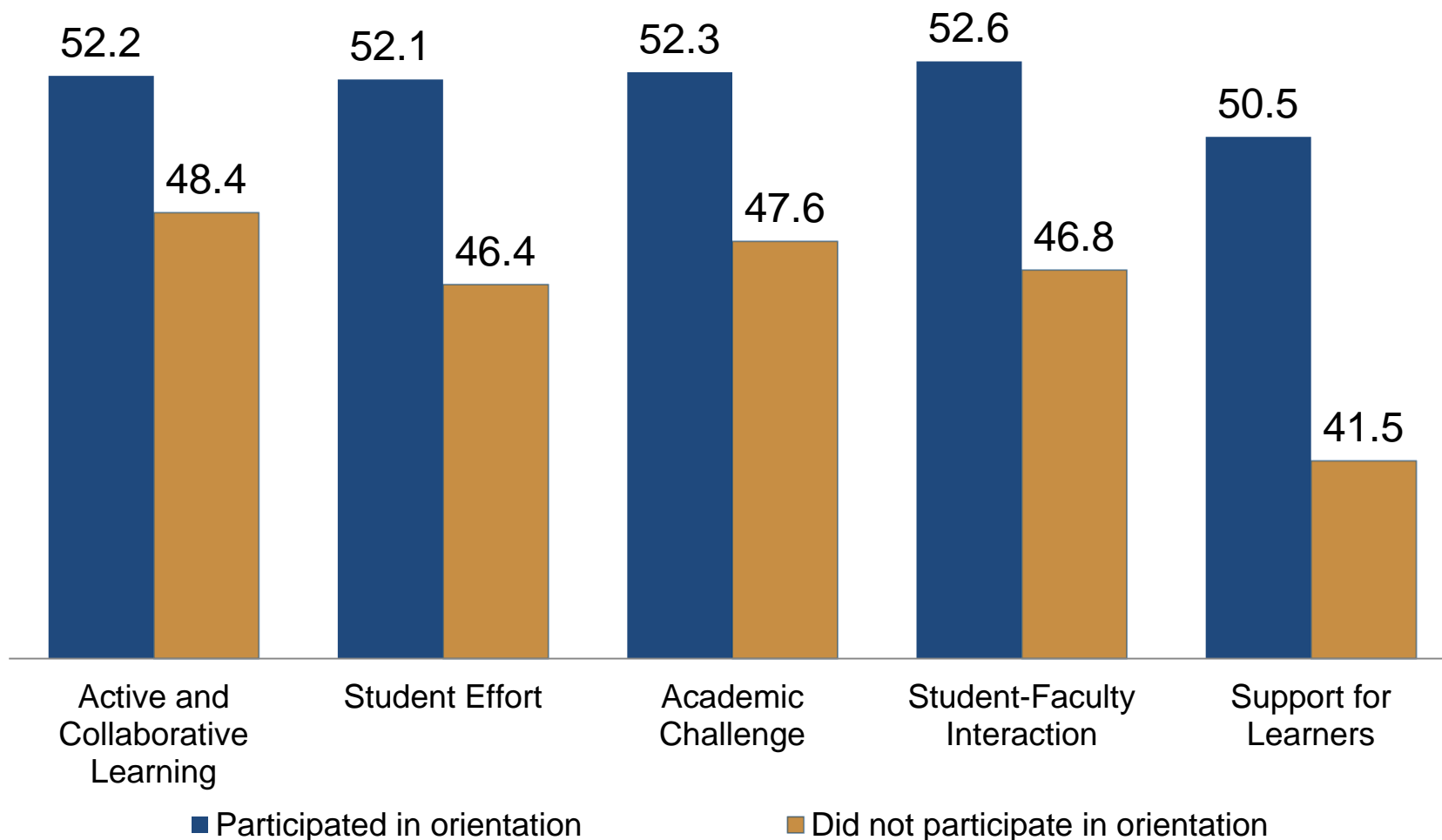
	<u>Dev</u>	<u>Non-Dev</u>
Active and Collaborative Learning	52.3	49.6
Student Effort	54.6	45.2
Academic Challenge	53.6	47.9
Student-Faculty Interaction	53.3	47.8
Support for Learners	51.9	43.4

Disaggregating Benchmark Data

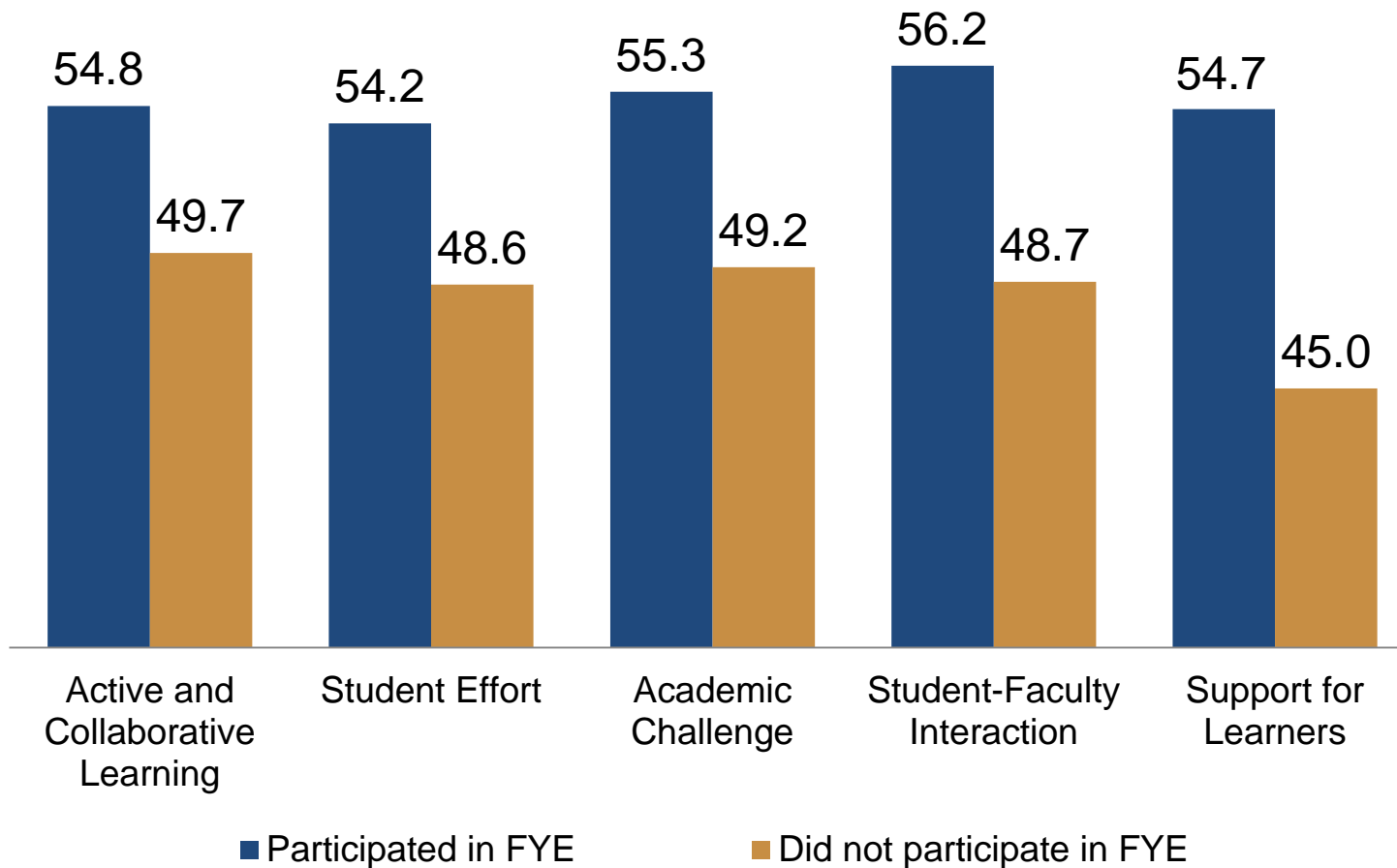
Oregon Consortium: *By Credit Hours Earned*

	<u>30+</u>	<u>0-29</u>
Active and Collaborative Learning	56.2	45.9
Student Effort	53.0	47.4
Academic Challenge	54.6	47.0
Student-Faculty Interaction	54.7	46.6
Support for Learners	48.0	47.0

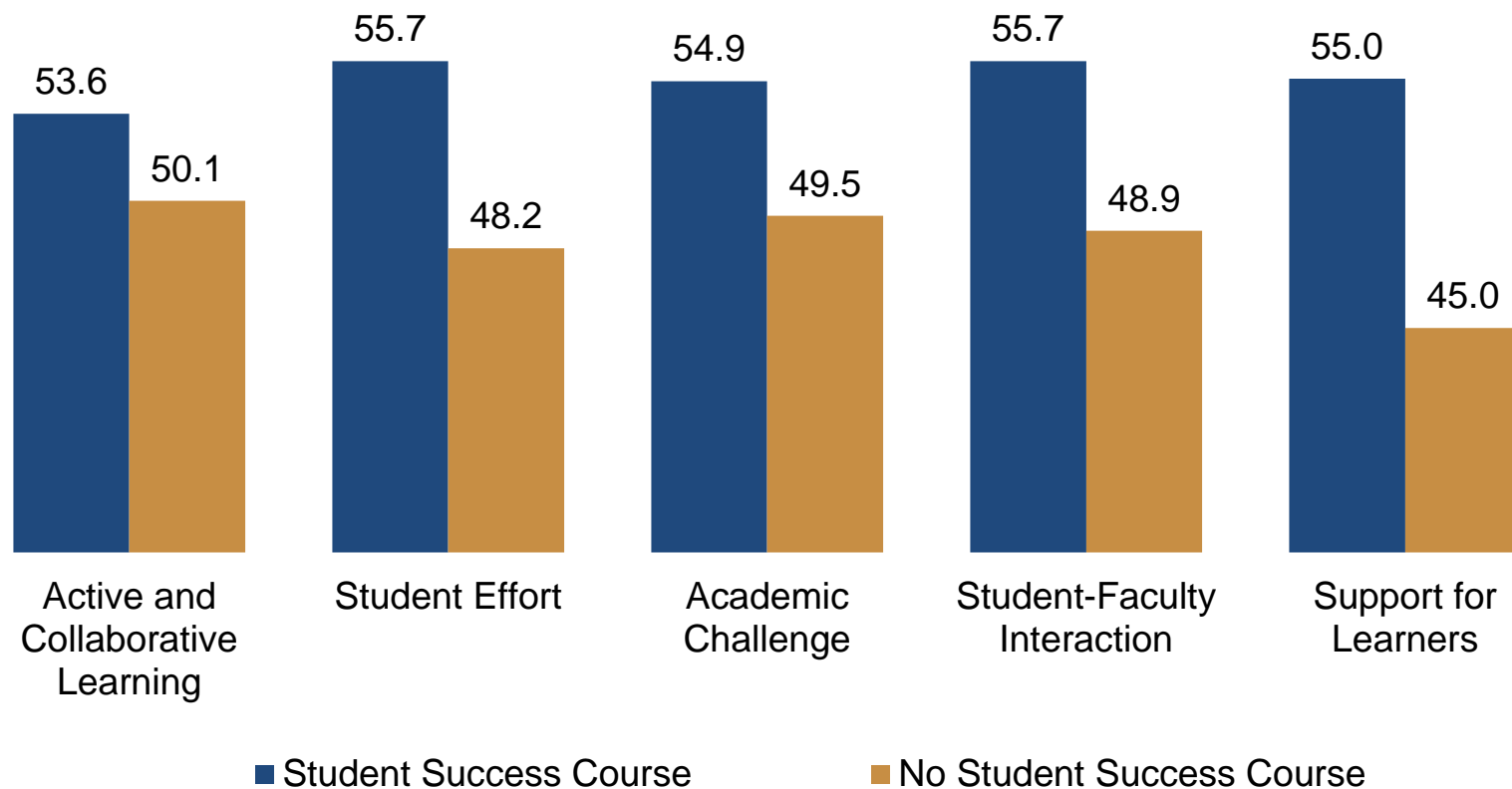
2014 Oregon CCSSE Benchmark Scores by Orientation



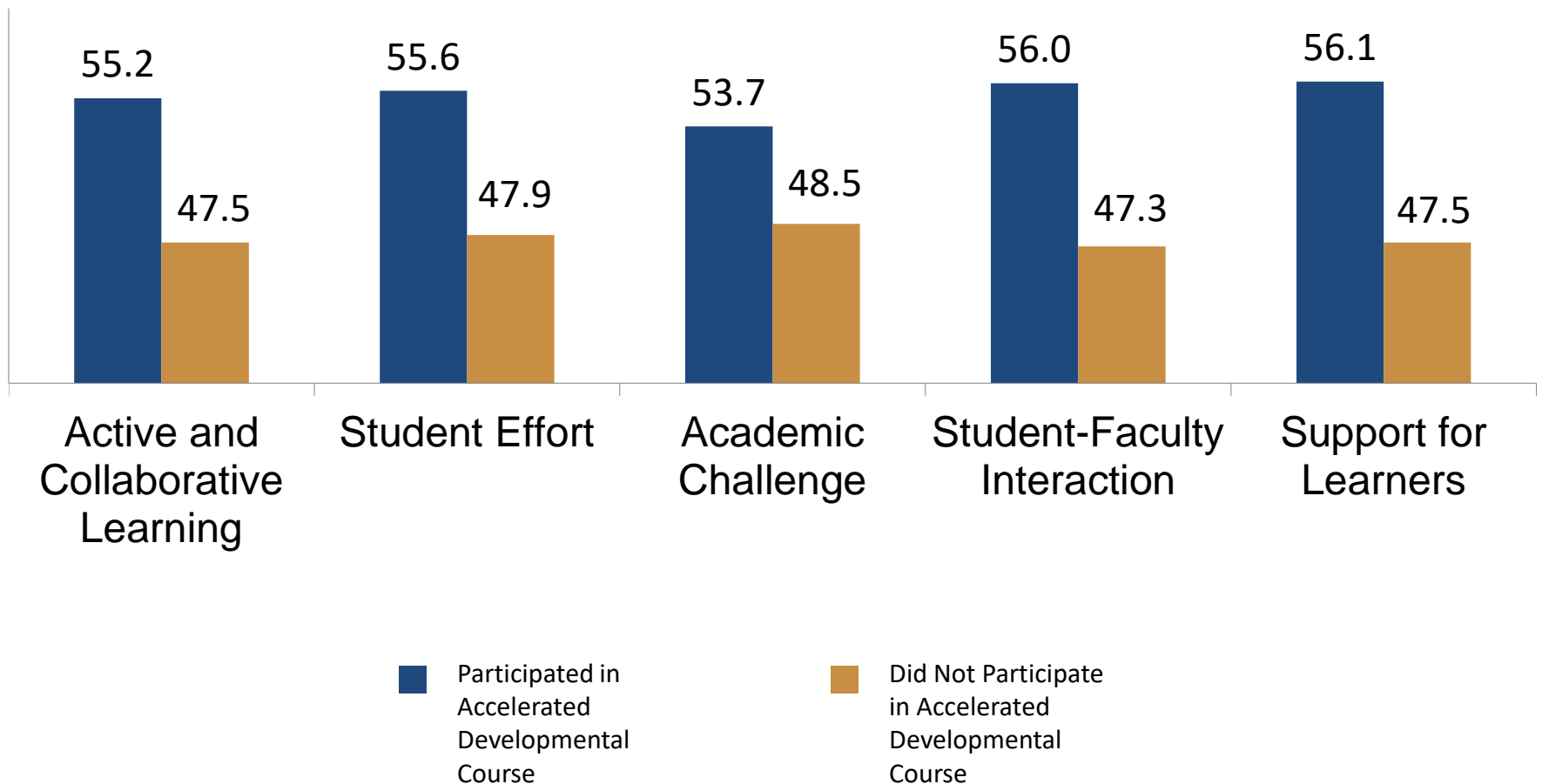
2014 Oregon CCSSE Benchmark Scores by First-Year Experience



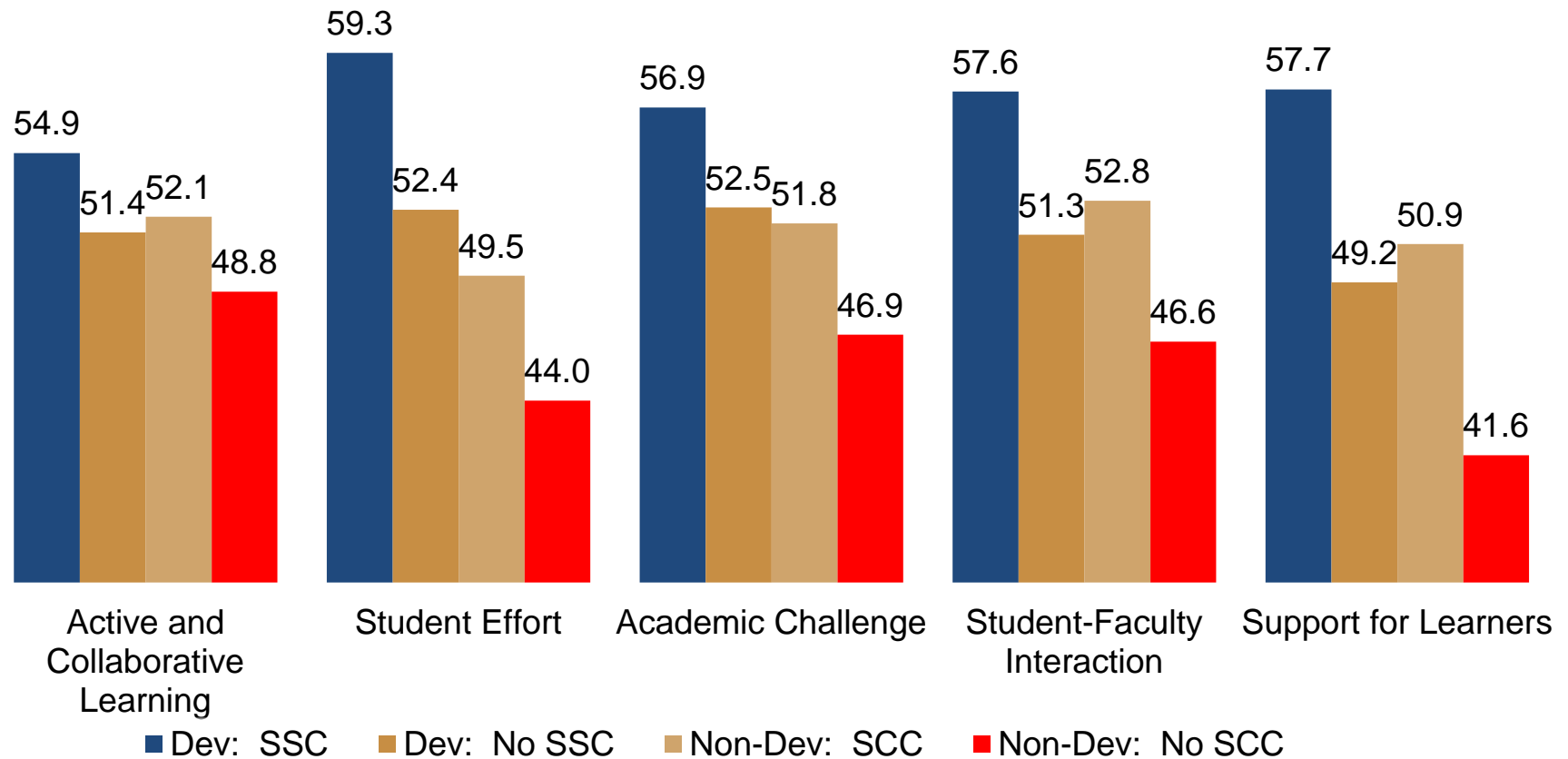
2014 Oregon CCSSE Benchmark Scores by Student Success Course



2014 CCSSE Benchmark Scores by Accelerated Developmental Education



2014 Oregon CCSSE Benchmark Scores For Student Success Course Participation – By Dev Status






High Performing Colleges

**...make student engagement
inescapable!**

Want to know more?

Check out [myLakerLink](#) for **CCSSE and **SENSE** data
– join the **CCSSE** workgroup, contact Dr. Tomlin.**



The information in the slides was originally presented by CCCSE staff – full presentation available on [myLakerLink survey page](#)

Oregon Community Colleges

**Statewide Workshop
November 4, 2014**

The slides were reduced from the original presentation to focus on CCSSE benchmark data