

# Southwestern Oregon Community College

## Tutoring Services Survey Winter 2016

Respondents: 198 displayed, 201 total

Status: Open

Launched Date: 04/12/2016

Closed Date: 04/13/2016

### 1. Type of student

	Response Total	Response Percent	Points	Avg
Full-time student	181	91%	n/a	n/a
Part-time student	14	7%	n/a	n/a
Non-credit student	0	0%	n/a	n/a
Dual-credit student	3	2%	n/a	n/a
Total Respondents		198	100%	

### 2. Location

	Response Total	Response Percent	Points	Avg
Laker Learning Commons (3rd floor Tioga)	190	96%	n/a	n/a
Trinidad Head (Student Housing)	23	12%	n/a	n/a
Curry Campuses	1	1%	n/a	n/a
Online (Writing Center)	7	4%	n/a	n/a
Total Respondents		198		

### 3. Frequency

	Response Total	Response Percent	Points	Avg
1-2 hours per week	64	33%	n/a	n/a
2-5 hours per week	70	36%	n/a	n/a
5+ hours per week	62	32%	n/a	n/a
Total Respondents		196	100%	
(skipped this question)		2		

### 4. Tutoring Hours


	Response Total	Response Percent	Points	Avg
Strongly Agree (5 Points)	97	49%	485	485
Agree (4 Points)	79	40%	316	316
Neutral (3 Points)	17	9%	51	51
Disagree (2 Points)	4	2%	8	8
Strongly Disagree (1 Points)	1	1%	1	1






Total Respondents 198 100%

Total Responses 198

Total Points Earned 861

Point Average 4.35

		Point Weighted Average	4.35		
5. Front desk/customer service					
		Response Total	Response Percent	Points	Avg
Always		122	62%	n/a	n/a
Sometimes		71	36%	n/a	n/a
Never		4	2%	n/a	n/a
		Total Respondents	197	100%	
		(skipped this question)		1	
6. Learning environment					
		Response Total	Response Percent	Points	Avg
Strongly Agree (5 Points)		107	54%	535	535
Agree (4 Points)		84	43%	336	336
Neutral (3 Points)		6	3%	18	18
Disagree (2 Points)		0	0%	0	0
Strongly Disagree (1 Points)		0	0%	0	0
		Total Respondents	197	100%	
		Total Responses		197	
		Total Points Earned		889	
		Point Average		4.51	
		Point Weighted Average		4.49	
		(skipped this question)		1	
7. Comfortableness					
		Response Total	Response Percent	Points	Avg
Strongly Agree (5 Points)		107	54%	535	535
Agree (4 Points)		85	43%	340	340
Neutral (3 Points)		6	3%	18	18
Disagree (2 Points)		0	0%	0	0
Strongly Disagree (1 Points)		0	0%	0	0
		Total Respondents	198	100%	
		Total Responses		198	
		Total Points Earned		893	
		Point Average		4.51	
		Point Weighted Average		4.51	
8. Knowledge					
		Response Total	Response Percent	Points	Avg
Strongly Agree (5 Points)		91	46%	455	455
Agree (4 Points)		92	47%	368	368
Neutral (3 Points)		11	6%	33	33
Disagree (2 Points)		2	1%	4	4
Strongly Disagree (1 Points)		1	1%	1	1

		Total Respondents	197	100%	
		Total Responses		197	
		Total Points Earned		861	
		Point Average		4.37	
		Point Weighted Average		4.35	
		(skipped this question)		1	
9. Tutor Availability					
			Response Total	Response Percent	Points Avg
Strongly Agree (5 Points)			90	46%	450 450
Agree (4 Points)			86	44%	344 344
Neutral (3 Points)			15	8%	45 45
Disagree (2 Points)			4	2%	8 8
Strongly Disagree (1 Points)			1	1%	1 1
		Total Respondents	196	100%	
		Total Responses		196	
		Total Points Earned		848	
		Point Average		4.33	
		Point Weighted Average		4.28	
		(skipped this question)		2	
10. Subjects					
		Total Respondents		176	
		(skipped this question)		22	
11. Overall effectiveness					
			Response Total	Response Percent	Points Avg
Excellent			128	67%	n/a n/a
Good			63	33%	n/a n/a
Neutral			1	1%	n/a n/a
Fair			0	0%	n/a n/a
Poor			0	0%	n/a n/a
		Total Respondents	192	100%	
		(skipped this question)		6	
12. Comments - Tutor Center Experience					
		No responses were entered for this question.			
		Total Respondents		0	
		(skipped this question)		198	

Southwestern Oregon Community College does not discriminate on the basis of race, color, gender, sexual orientation, marital status, religion, national origin, age, disability status, or protected veterans in employment, education, or activities as set forth in compliance with federal and state statutes and regulations.