

# Southwestern Oregon Community College

## Recreation Center Survey 2010

Respondents: 135 displayed, 166 total

Status: Closed

Launched Date: 05/12/2010

Closed Date: 05/17/2010

1. I live:

	Response Total	Response Percent	Points	Avg
In Coos Bay / North Bend	135	100%	n/a	n/a
Outside Coos Bay / North Bend	0	0%	n/a	n/a
<b>Total Respondents</b>	<b>135</b>	<b>100%</b>		

2. Do you use the Recreation Center facilities?

	Response Total	Response Percent	Points	Avg
Yes	106	79%	n/a	n/a
No	29	21%	n/a	n/a
<b>Total Respondents</b>	<b>135</b>			

3. I do not participate in Recreation Center programs because (select all that apply):

	Response Total	Response Percent	Points	Avg
I do not have time to exercise	5	18%	n/a	n/a
I do not currently exercise but would like to	18	64%	n/a	n/a
I do not need to exercise	1	4%	n/a	n/a
Cardio / strength training area is too crowded	3	11%	n/a	n/a
Jogging / walking tracks are too crowded	1	4%	n/a	n/a
Facilities are too far away or too difficult for me to get to	2	7%	n/a	n/a
I use other local fitness options	7	25%	n/a	n/a
Availability of activities does not match my schedule	4	14%	n/a	n/a
Recreation Center does not offer activities I am interested in	1	4%	n/a	n/a
I don't have the skills / knowledge to use equipment / participate in	7	25%	n/a	n/a

activities					
Not able to participate because of a disability of cultural reason(s)		3	11%	n/a	n/a

Total Respondents 28  
(skipped this question) 107

4. How many times per week do you use the facility? (average)

		Response Total	Response Percent	Points	Avg
Less than once per week		17	17%	n/a	n/a
Once per week		7	7%	n/a	n/a
2-4 times per week		52	51%	n/a	n/a
5 or more times per week		26	25%	n/a	n/a

Total Respondents 102  
(skipped this question) 33

5. Please enter the time periods and days that you visit the center the most.

	Monday	Tuesday	Wednesday	Thursday	Friday	Saturday	Sunday	Response Total	Points	Avg
6 a.m. to 10 a.m.	19.35% (18)	18.28% (17)	20.43% (19)	17.2% (16)	15.05% (14)	5.38% (5)	4.3% (4)	93	n/a	n/a
10 a.m. to 2 p.m.	15.49% (22)	16.9% (24)	16.2% (23)	19.01% (27)	14.08% (20)	9.86% (14)	8.45% (12)	142	n/a	n/a
2 p.m. to 6 p.m.	16.08% (32)	15.58% (31)	17.09% (34)	16.58% (33)	17.09% (34)	8.54% (17)	9.05% (18)	199	n/a	n/a
6 p.m. to 10 p.m.	13.7% (20)	21.92% (32)	13.01% (19)	18.49% (27)	15.07% (22)	9.59% (14)	8.22% (12)	146	n/a	n/a

Total Respondents 102  
(skipped this question) 33

6. How long is your typical visit to the Recreation Center?


		Response Total	Response Percent	Points	Avg
0-29 minutes		4	4%	n/a	n/a
30-59 minutes		44	43%	n/a	n/a
1 to 2 hours		49	48%	n/a	n/a
More than 2 hours		5	5%	n/a	n/a

Total Respondents 102  
(skipped this question) 33

7. I use the following Recreation Center facilities:


















		Response Total	Response Percent	Points	Avg
Fitness Center (weight room)		96	94%	n/a	n/a
Climbing Wall		10	10%	n/a	n/a
Dance Room		24	24%	n/a	n/a
Game Room		15	15%	n/a	n/a
Locker Rooms		52	51%	n/a	n/a
Racquetball					

Survey Results

Court		27	26%	n/a	n/a
Basketball Court		38	37%	n/a	n/a
Ping Pong Tables		19	19%	n/a	n/a
Track / Soccer Field		26	25%	n/a	n/a
Other, please specify		7	7%	n/a	n/a
<a href="#">view</a>					

Total Respondents 102  
(skipped this question) 33

8. Why do you use the Recreation Center? (check all that apply)

		Response Total	Response Percent	Points	Avg
Decrease risk of health issues		59	58%	n/a	n/a
Decrease stress		68	67%	n/a	n/a
Entertainment		42	41%	n/a	n/a
Exercise to boost energy level		67	66%	n/a	n/a
Exercise to combat existing health issue		24	24%	n/a	n/a
Exercise to promote better sleep		35	34%	n/a	n/a
Fitness / nutrition education		42	41%	n/a	n/a
Group fitness classes		9	9%	n/a	n/a
Improve strength		72	71%	n/a	n/a
Improve tone / definition		70	69%	n/a	n/a
Increase self esteem		55	54%	n/a	n/a
Intramural activities		7	7%	n/a	n/a
Lose / manage weight		70	69%	n/a	n/a
Overall fitness		76	75%	n/a	n/a
Socialize		33	32%	n/a	n/a
Student sports-related clubs		19	19%	n/a	n/a
Other, please specify		4	4%	n/a	n/a
<a href="#">view</a>					

Total Respondents 102  
(skipped this question) 33

9. How important are the following factors in influencing your participation in exercise?

	Strongly Agree	Agree	Neutral	Disagree	Strongly Disagree	Response Total	Points	Avg
Indoor facilities	70.59% (72)	26.47% (27)	2.94% (3)	0% (0)	0% (0)	102	n/a	n/a
No waiting time for machines	49.02% (50)	37.25% (38)	13.73% (14)	0% (0)	0% (0)	102	n/a	n/a
High quality equipment	67.65% (69)	26.47% (27)	5.88% (6)	0% (0)	0% (0)	102	n/a	n/a
Available food service	13.73% (14)	16.67% (17)	46.08% (47)	15.69% (16)	7.84% (8)	102	n/a	n/a

Survey Results

Social lounge areas	12.75% (13)	22.55% (23)	47.06% (48)	8.82% (9)	8.82% (9)	102	n/a	n/a
Intramural activities	15.69% (16)	20.59% (21)	53.92% (55)	2.94% (3)	6.86% (7)	102	n/a	n/a
Equipment check-out / rental	23.53% (24)	39.22% (40)	31.37% (32)	3.92% (4)	1.96% (2)	102	n/a	n/a
Group fitness classes	24.51% (25)	29.41% (30)	40.2% (41)	3.92% (4)	1.96% (2)	102	n/a	n/a
Outdoor track / field space	37.25% (38)	29.41% (30)	28.43% (29)	2.94% (3)	1.96% (2)	102	n/a	n/a
Cleanliness of facilities	71.57% (73)	23.53% (24)	4.9% (5)	0% (0)	0% (0)	102	n/a	n/a
Student sports-related clubs	24.51% (25)	18.63% (19)	47.06% (48)	4.9% (5)	4.9% (5)	102	n/a	n/a
Arcade games and pool tables	19.61% (20)	14.71% (15)	49.02% (50)	10.78% (11)	5.88% (6)	102	n/a	n/a
Total Respondents						102		
(skipped this question)						33		

10. I am interested in these Recreation Center activities:

	Strongly Agree	Agree	Neutral	Disagree	Strongly Disagree	Response Total	Points	Avg
Basketball	22.55% (23)	21.57% (22)	43.14% (44)	7.84% (8)	4.9% (5)	102	n/a	n/a
Equipment Group Orientations	13.73% (14)	14.71% (15)	61.76% (63)	5.88% (6)	3.92% (4)	102	n/a	n/a
Flag Football	8.82% (9)	18.63% (19)	58.82% (60)	6.86% (7)	6.86% (7)	102	n/a	n/a
Health and Fitness Seminars	16.67% (17)	31.37% (32)	47.06% (48)	3.92% (4)	0.98% (1)	102	n/a	n/a
Running Programs	16.67% (17)	22.55% (23)	50.98% (52)	6.86% (7)	2.94% (3)	102	n/a	n/a
Soccer	11.76% (12)	10.78% (11)	60.78% (62)	12.75% (13)	3.92% (4)	102	n/a	n/a
Volleyball	11.76% (12)	9.8% (10)	67.65% (69)	8.82% (9)	1.96% (2)	102	n/a	n/a
Walking Challenges	16.67% (17)	28.43% (29)	48.04% (49)	5.88% (6)	0.98% (1)	102	n/a	n/a
Weight Losing Contests	24.51% (25)	19.61% (20)	45.1% (46)	6.86% (7)	3.92% (4)	102	n/a	n/a
Total Respondents						102		
(skipped this question)						33		

11. Other activities I am interested in:

Total Respondents 26  
(skipped this question) 109






12. The staff are helpful and courteous.

	Response Total	Response Percent	Points	Avg
Strongly Agree	54	53%	n/a	n/a
Agree	44	44%	n/a	n/a
Neutral	2	2%	n/a	n/a
Disagree	1	1%	n/a	n/a
Strongly Disagree	0	0%	n/a	n/a
Total Respondents		101	100%	
(skipped this question)		34		

13. The facilities are clean and well maintained.

	Response Total	Response Percent	Points	Avg
Strongly Agree	58	57%	n/a	n/a
Agree	38	38%	n/a	n/a

Survey Results

Neutral		4	4%	n/a	n/a
Disagree		1	1%	n/a	n/a
Strongly Disagree		0	0%	n/a	n/a
		Total Respondents	101	100%	
		(skipped this question)		34	
14. I feel safe while at the Recreation Center.					
			Response Total	Response Percent	Points Avg
Strongly Agree		72	71%	n/a	n/a
Agree		28	28%	n/a	n/a
Neutral		1	1%	n/a	n/a
Disagree		0	0%	n/a	n/a
Strongly Disagree		0	0%	n/a	n/a
		Total Respondents	101	100%	
		(skipped this question)		34	

Southwestern Oregon Community College does not discriminate on the basis of race, color, gender, sexual orientation, marital status, religion, national origin, age, disability status, or protected veterans in employment, education, or activities as set forth in compliance with federal and state statutes and regulations.