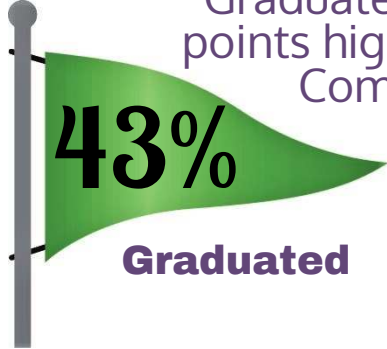




**Southwestern
Mission Fulfillment**

Student Success Fall 2014 Full Time First Time Cohort

**Southwestern Graduation Rate Exceeds National
Average for Community Colleges! ¹**



Students at Southwestern
Graduate about 10 percentage
points higher than other Oregon
Community Colleges ¹



Focus Areas to Increase Student Success
Minorities and Males - about 7 percentage points lower
Part-Time Students - about 40 percentage points lower

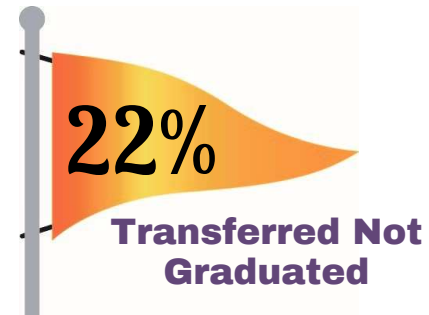

Achievement Levels for 2017-18 Success Indicators
Represented by Flag Color

SI 52A: Graduated or Transferred Rate = 65%

SI 11: Graduation Rate = 43%

SI 46: Transfer Rate (All) = 42%

*Percentage rates based on Fall Term 2014 Full Time Cohort
who either graduated, transferred or were still enrolled as of
Fall 2018;*



¹ VFA and ATD graduate comparison rates 2017



Connecting Our Mission to Planning and Student Success

CORE THEMES

Strategic Planning 2017-2020

LEARNING & ACHIEVEMENT

Guided Pathways Program Mapping
Guided Pathways Intake Advising
Student Learning Outcomes Assessment

*65% of Minorities and 69% of Males
Graduated, Transferred or Still Enrolled*

ACCESS

LakerConnect - Early Alert System for Faculty & Advisors
EXi - Interactive Degree Planning for Students & Advisors

Accelerated Learning Opportunities - High School Connections
Transfer Articulation

COMMUNITY ENGAGEMENT

Title III Lean Audit and Projects
Academic and Operational Program Reviews
Operational Master Plans
Integrated Planning and Budgeting Processes

SUSTAINABILITY

"This college has exceeded my expectations incredibly. I have received a ton of help regarding my career path and it has paid off incredibly. I would like to thank all of the Fire Science and paramedic faculty for their work in ensuring student success."

- Student quote from the SSI Spring 2018 Survey

Now You Know ... A Bit More About Mission Fulfillment