

Institution: Southwestern Oregon Community College (210155) User ID: P2101551

Completions Overview

Welcome to the IPEDS Completions survey component. The Completions component is one of several IPEDS components that is conducted during the Fall data collection period. It collects the number of degrees and certificates awarded by field of study, level of award, race/ethnicity, and gender. The reporting period for the Completions component is during the 12-month time period beginning July 1 of the previous calendar year and ending June 30 of the current calendar year; therefore, for this year's Completions component, the reporting period is between July 1, 2012 and June 30, 2013. The Completions component is also collecting the number of students (e.g., completers) who earned awards between July 1, 2012 and June 30, 2013.

Completions Common Errors

Some common completions component errors include the following:

- Including award levels on your current year Completions that were not reported on your previous year's (PY) Institutional Characteristics (IC). [Award levels in the PY IC component cannot be changed; therefore, contact the IPEDS Help Desk at 1-877-225-2568 if you need assistance.]
- Forgetting to select CIP codes for new programs of study that are offered by the institution, but do not have completions for the reporting period.
- Forgetting to enter in zero in at least one of the cells for CIP codes that do not have completions.

Recent Changes

- The following question on **distance education** has been added to the bottom of each individual "CIP Data" screen:
"Is this program offered as a distance education program?"
- The following two screens, which collect data specifically on students were added to this component, beginning in the 2012-13 survey year:
 - **"All Completers"** - Collects the number of students who earned an award between July 1, 2012 and June 30, 2013 by gender and race/ethnicity. (The intent of this screen is to collect an **unduplicated count** of total numbers of completers.)
 - **"Completers by Level"** - Collects the number of students who earned an award between July 1, 2012 and June 30, 2013 by award level and 1) by gender; 2) by race/ethnicity; and 3) by age.

General Information

CIP Codes:

The [CIP 2010 Website](#) includes a list of new CIP codes, a list of deleted CIP codes, a list of moved CIP Codes, and an online crosswalk of the 2000 CIP and 2010 CIP.

The Resources Page of the CIP 2010 website contains many valuable resources including:

- CIP 2010 Manual and copies of previous editions of the CIP Manual
- Crosswalk between the 2000 CIP codes and the 2010 CIP codes in Excel format

Keep in mind that some information provided by institutions on the Completions component appear in the [College Navigator](#), which is a major tool used by consumers searching for information about postsecondary education. It is therefore vitally important that you include accurate information about your institution.

Survey materials can be downloaded using the following link: [Survey Materials](#).

The prior year revision system can be accessed using the following link: [Prior Year Revision System](#)

All Completers

Institutions must report the following information. (Some data will be pre-populated from the completions by CIP code data.)

All Completers

Number of students by gender and race and ethnicity earning an award between July 1, 2012 and June 30, 2013. Count each student only once, regardless of how many awards he/she earned. The intent of this screen is to collect an unduplicated count of total numbers of *completers*.

- Report Hispanic/Latino individuals of any race as Hispanic/Latino
- Report race for non-Hispanic/Latino individuals only

	Men		Women		Total Students
	Number of Students	Total Awards	Number of Students	Total Awards	
<u>Nonresident alien</u>	<input type="text" value="2"/>	2	<input type="text" value="0"/>	0	2
<u>Hispanic/Latino</u>	<input type="text" value="8"/>	8	<input type="text" value="6"/>	6	14
<u>American Indian or Alaska Native</u>	<input type="text" value="6"/>	6	<input type="text" value="3"/>	3	9
<u>Asian</u>	<input type="text" value="1"/>	1	<input type="text" value="5"/>	5	6
<u>Black or African American</u>	<input type="text" value="0"/>	0	<input type="text" value="2"/>	2	2
<u>Native Hawaiian or Other Pacific Islander</u>	<input type="text" value="1"/>	1	<input type="text" value="1"/>	1	2
<u>White</u>	<input type="text" value="83"/>	83	<input type="text" value="128"/>	128	211
<u>Two or more races</u>	<input type="text" value="6"/>	6	<input type="text" value="7"/>	7	13
<u>Race and ethnicity unknown</u>	<input type="text" value="36"/>	36	<input type="text" value="43"/>	43	79
TOTAL	143	143	195	195	338
PY TOTAL	120		167		287

Completers by Level


Institutions must report the following information. This screen will be shown for each of the following award categories for which completions have been reported:

- Less than 1-year certificates
- At least 1 but less than 4-year certificates
- Associate's degrees
- Bachelor's degrees
- Master's degrees
- Doctor's degrees
- Postbaccalaureate and post-master's certificates

Less than 1-year certificates

Number of students by gender, by race and ethnicity, and by age earning this award between July 1, 2012 and June 30, 2013. Each student should be counted once per award level. For example, if a student earned a master's degree and a doctor's degree, he/she should be counted once in master's and once in doctor's. A student earning two master's degrees should be counted only once.

- Report Hispanic/Latino individuals of any race as Hispanic/Latino
- Report race for non-Hispanic/Latino individuals only

	Number of Students	Total Awards
By Gender		
Men	<input type="text" value="48"/>	48
Women	<input type="text" value="23"/>	23
TOTAL	 71	71
PY TOTAL	10	
By Race/Ethnicity		
<u>Nonresident alien</u>	<input type="text" value="1"/>	1
<u>Hispanic/Latino</u>	<input type="text" value="2"/>	2
<u>American Indian or Alaska Native</u>	<input type="text" value="4"/>	4
<u>Asian</u>	<input type="text" value="1"/>	1
<u>Black or African American</u>	<input type="text" value="0"/>	0

<u>Native Hawaiian or Other Pacific Islander</u>	<input type="text" value="1"/>	1
<u>White</u>	<input type="text" value="42"/>	42
Two or more races	<input type="text" value="3"/>	3
<u>Race and ethnicity unknown</u>	<input type="text" value="17"/>	17
TOTAL	71	71

 **By Age**

Under 18	<input type="text" value="0"/>	
18-24	<input type="text" value="30"/>	
25-39	<input type="text" value="27"/>	
40 and Above	<input type="text" value="14"/>	
Age Unknown	<input type="text"/>	
TOTAL	71	71

Completers by Level


Institutions must report the following information. This screen will be shown for each of the following award categories for which completions have been reported:

- Less than 1-year certificates
- At least 1 but less than 4-year certificates
- Associate's degrees
- Bachelor's degrees
- Master's degrees
- Doctor's degrees
- Postbaccalaureate and post-master's certificates

At least 1 but less than 4-year certificates


Number of students by gender, by race and ethnicity, and by age earning this award between July 1, 2012 and June 30, 2013. Each student should be counted once per award level. For example, if a student earned a master's degree and a doctor's degree, he/she should be counted once in master's and once in doctor's. A student earning two master's degrees should be counted only once.

- Report Hispanic/Latino individuals of any race as Hispanic/Latino
- Report race for non-Hispanic/Latino individuals only

	Number of Students	Total Awards
By Gender		
Men	<input type="text" value="22"/>	22
Women	<input type="text" value="28"/>	28
TOTAL	 50	50
PY TOTAL	30	
By Race/Ethnicity		
<u>Nonresident alien</u>	<input type="text" value="0"/>	0
<u>Hispanic/Latino</u>	<input type="text" value="2"/>	2
<u>American Indian or Alaska Native</u>	<input type="text" value="2"/>	2
<u>Asian</u>	<input type="text" value="1"/>	1
<u>Black or African American</u>	<input type="text" value="0"/>	0

<u>Native Hawaiian or Other Pacific Islander</u>	<input type="text" value="1"/>	1
<u>White</u>	<input type="text" value="35"/>	35
Two or more races	<input type="text" value="2"/>	2
<u>Race and ethnicity unknown</u>	<input type="text" value="7"/>	7
TOTAL	50	50



 **By Age**

Under 18	<input type="text" value="0"/>	
18-24	<input type="text" value="16"/>	
25-39	<input type="text" value="13"/>	
40 and Above	<input type="text" value="21"/>	
Age Unknown	<input type="text"/>	
TOTAL	50	50

Completers by Level

Institutions must report the following information. This screen will be shown for each of the following award categories for which completions have been reported:

- Less than 1-year certificates
- At least 1 but less than 4-year certificates
- Associate's degrees
- Bachelor's degrees
- Master's degrees
- Doctor's degrees
- Postbaccalaureate and post-master's certificates

Associate's degrees

Number of students by gender, by race and ethnicity, and by age earning this award between July 1, 2012 and June 30, 2013. Each student should be counted once per award level. For example, if a student earned a master's degree and a doctor's degree, he/she should be counted once in master's and once in doctor's. A student earning two master's degrees should be counted only once.

- Report Hispanic/Latino individuals of any race as Hispanic/Latino
- Report race for non-Hispanic/Latino individuals only

	Number of Students	Total Awards
By Gender		
Men	<input type="text" value="73"/>	73
Women	<input type="text" value="144"/>	144
TOTAL	217	217
PY TOTAL	247	

By Race/Ethnicity

<u>Nonresident alien</u>	<input type="text" value="1"/>	1
<u>Hispanic/Latino</u>	<input type="text" value="10"/>	10
<u>American Indian or Alaska Native</u>	<input type="text" value="3"/>	3
<u>Asian</u>	<input type="text" value="4"/>	4
<u>Black or African American</u>	<input type="text" value="2"/>	2
<u>Native Hawaiian or Other Pacific Islander</u>		0

	<input type="text" value="0"/>	
<u>White</u>	<input type="text" value="134"/>	134
Two or more races	<input type="text" value="8"/>	8
<u>Race and ethnicity unknown</u>	<input type="text" value="55"/>	55
TOTAL	217	217

--	--	--

By Age		
Under 18	<input type="text" value="0"/>	
18-24	<input type="text" value="137"/>	
25-39	<input type="text" value="56"/>	
40 and Above	<input type="text" value="24"/>	
Age Unknown	<input type="text" value="0"/>	
TOTAL	217	217

Summary

IPEDS collects important information regarding your institution. All data reported in IPEDS survey components become available in the IPEDS Data Center and appear as aggregated data in various Department of Education reports. Additionally, some of the reported data appears specifically for your institution through the College Navigator website and is included in your institution's Data Feedback Report (DFR). The purpose of this summary is to provide you an opportunity to view some of the data that, when accepted through the IPEDS quality control process, will appear on the College Navigator website and/or your DFR. College Navigator is updated approximately three months after the data collection period closes and Data Feedback Reports will be available through the [Data Center](#) and sent to your institution's CEO in November 2014.

Please review your data for accuracy. If you have questions about the data displayed below after reviewing the data reported on the survey screens, please contact the IPEDS Help Desk at: 1-877-225-2568 or ipedshelp@rti.org.

Summary of Completions Data

Award Level	Number of Completions	
	1 st major	2 nd major
<u>Postsecondary award, certificate, or diploma (less than 1 academic year)</u>	71	0
<u>Postsecondary award, certificate, or diploma (at least 1 but less than 2 academic years)</u>	50	0
<u>Associate's degree</u>	217	21
Total number of degrees and certificates	338	

Summary of Completers Data

	Number of Students		
	Men	Women	Total
All Completers	143	195	338

Completions

Southwestern Oregon Community College (210155)

Source	Description	Severity	Resolved	Options
Global Edits				
Perform Edits	The percentage of students whose race and ethnicity are unknown across all 6-digit programs and all award levels is greater than expected. Please correct your data or explain. (Error #10538)	Explanation	Yes	
Reason:	The amount of students has increased significantly that choose to not answer the race/ethnicity question in the current question format.			
Perform Edits	Current year completions (33) are outside the expected range when compared to completions reported in the prior year (3) for: Men, 2-digit field (48), award level (1). Please correct your data or explain. (Error #10503)	Explanation	Yes	
Reason:	A new degree pathway was developed for the welding program with students also being awarded the certificates, less than one year certificates and degrees automatically upon completion of the courses rather than requiring students to apply for admission.			
Screen: Completers- Less than 1-year certificates				
Screen Entry	The total number of completers (Men + Women) reported for this award level (71) is outside the expected range when compared to the prior year value. Please correct your data or contact the IPEDS Help Desk for assistance. (Error #10584)	Explanation	Yes	
Reason:	New less than 1 year certificates were added to the curriculum over the last few years with a concerted effort to concentrate on students completing the pathways toward their degree goal. In addition, awards are now conferred automatically and students do not have to apply for graduation.			
Screen: Completers- At least 1 but less than 4-year certificates				
Screen Entry	The total number of completers (Men + Women) reported for this award level (50) is outside the expected range when compared to the prior year value. Please correct your data or contact the IPEDS Help Desk for assistance. (Error #10584)	Explanation	Yes	
Reason:	There has been a concerted effort to concentrate on students completing the pathways toward their degree goal. In addition, awards are now conferred automatically and students do not have to apply for graduation.			