

Employer Follow-up Survey 2016-2107

Respondents: 11 displayed, 11 total Status: Open
 Launched Date: N/A Closed Date: 08/23/2017

1. How IMPORTANT is each of the following qualifications when you are hiring to fill a permanent position similar to the one filled by the student:

	Very Important (5 Points)	Important (4 Points)	Neutral (3 Points)	Unimportant (2 Points)	Very Unimportant (1 Points)	Response Total	Points	Avg
Previous work experience or internship	18.18% (2) (10pts)	63.64% (7) (28pts)	9.09% (1)(3pts)	9.09% (1)(2pts)	0% (0)(0pts)	11	43	3.91
Specialized training skills, or certifications	27.27% (3) (15pts)	54.55% (6) (24pts)	18.18% (2) (6pts)	0% (0)(0pts)	0% (0)(0pts)	11	45	4.09
Education in a specific major field	27.27% (3) (15pts)	54.55% (6) (24pts)	9.09% (1)(3pts)	9.09% (1)(2pts)	0% (0)(0pts)	11	44	4
Total Respondents						11		
Total Responses						33		
Total Points Earned						132		
Point Average						4		
Point Weighted Average						4		

2. How IMPORTANT is each of the following for successful performance of the job filled by the student employee:

	Very Important (5 Points)	Important (4 Points)	Neutral (3 Points)	Unimportant (2 Points)	Very Unimportant (1 Points)	Response Total	Points	Avg
Positive attitude toward work	90.91% (10) (50pts)	9.09% (1)(4pts)	0% (0)(0pts)	0% (0)(0pts)	0% (0)(0pts)	11	54	4.91
Willingness to learn	100% (11) (55pts)	0% (0)(0pts)	0% (0)(0pts)	0% (0)(0pts)	0% (0)(0pts)	11	55	5
Understands and takes directions for work assignments	100% (11) (55pts)	0% (0)(0pts)	0% (0)(0pts)	0% (0)(0pts)	0% (0)(0pts)	11	55	5
Accepts responsibility for consequences of actions	90.91% (10) (50pts)	9.09% (1)(4pts)	0% (0)(0pts)	0% (0)(0pts)	0% (0)(0pts)	11	54	4.91
Total Respondents						11		
Total Responses						44		
Total Points Earned						218		
Point Average						4.95		
Point Weighted Average						4.95		

3. Rate your SATISFACTION with the student employee's qualities on the following:

	Excellent (5 Points)	Good (4 Points)	Neutral (3 Points)	Fair (2 Points)	Poor (1 Points)	Response Total	Points	Avg
Positive	72.73% (8)	18.18% (2)						

Survey Results

attitude toward work	(40pts)	(8pts)	9.09% (1)(3pts)	0% (0)(0pts)	0% (0)(0pts)	11	51	4.64
Willingness to learn	81.82% (9)(45pts)	9.09% (1)(4pts)	9.09% (1)(3pts)	0% (0)(0pts)	0% (0)(0pts)	11	52	4.73
Understands and takes directions for work assignments	63.64% (7)(35pts)	27.27% (3)(12pts)	0% (0)(0pts)	9.09% (1)(2pts)	0% (0)(0pts)	11	49	4.45
Accepts responsibility for consequences of actions	63.64% (7)(35pts)	27.27% (3)(12pts)	0% (0)(0pts)	9.09% (1)(2pts)	0% (0)(0pts)	11	49	4.45
Total Respondents						11		
Total Responses						44		
Total Points Earned						201		
Point Average						4.57		
Point Weighted Average						4.57		

4. Rate the IMPORTANCE of each of the following for successful performance of the job filled by the student employee:

	Very Important (5 Points)	Important (4 Points)	Neutral (3 Points)	Unimportant (2 Points)	Very Unimportant (1 Points)	Response Total	Points	Avg
Verbal communications	81.82% (9)(45pts)	18.18% (2)(8pts)	0% (0)(0pts)	0% (0)(0pts)	0% (0)(0pts)	11	53	4.82
Written communications	63.64% (7)(35pts)	36.36% (4)(16pts)	0% (0)(0pts)	0% (0)(0pts)	0% (0)(0pts)	11	51	4.64
Listening to others	81.82% (9)(45pts)	18.18% (2)(8pts)	0% (0)(0pts)	0% (0)(0pts)	0% (0)(0pts)	11	53	4.82
Reading	45.45% (5)(25pts)	54.55% (6)(24pts)	0% (0)(0pts)	0% (0)(0pts)	0% (0)(0pts)	11	49	4.45
Computer Skills	45.45% (5)(25pts)	36.36% (4)(16pts)	9.09% (1)(3pts)	9.09% (1)(2pts)	0% (0)(0pts)	11	46	4.18
Use of equipment or technology specific to the job	54.55% (6)(30pts)	36.36% (4)(16pts)	9.09% (1)(3pts)	0% (0)(0pts)	0% (0)(0pts)	11	49	4.45
Leadership	27.27% (3)(15pts)	36.36% (4)(16pts)	36.36% (4)(12pts)	0% (0)(0pts)	0% (0)(0pts)	11	43	3.91
Teamwork (interpersonal relationships)	72.73% (8)(40pts)	27.27% (3)(12pts)	0% (0)(0pts)	0% (0)(0pts)	0% (0)(0pts)	11	52	4.73
Customer service	72.73% (8)(40pts)	27.27% (3)(12pts)	0% (0)(0pts)	0% (0)(0pts)	0% (0)(0pts)	11	52	4.73
Total Respondents						11		
Total Responses						99		
Total Points Earned						448		
Point Average						4.53		
Point Weighted Average						4.53		

5. Rate your SATISfACTION of the employee's general skills in each of the following areas:

	Excellent (5 Points)	Good (4 Points)	Neutral (3 Points)	Fair (2 Points)	Poor (1 Points)	Response Total	Points	Avg
Verbal communications	18.18% (2)(10pts)	72.73% (8)(32pts)	9.09% (1)(3pts)	0% (0)(0pts)	0% (0)(0pts)	11	45	4.09
Written communications	27.27% (3)(15pts)	54.55% (6)(24pts)	18.18% (2)(6pts)	0% (0)(0pts)	0% (0)(0pts)	11	45	4.09

Survey Results

Listening to others	36.36% (4) (20pts)	54.55% (6) (24pts)	0% (0)(0pts)	9.09% (1)(2pts)	0% (0)(0pts)	11	46	4.18
Reading	27.27% (3) (15pts)	54.55% (6) (24pts)	9.09% (1)(3pts)	9.09% (1)(2pts)	0% (0)(0pts)	11	44	4
Computer Skills	36.36% (4) (20pts)	45.45% (5) (20pts)	9.09% (1)(3pts)	9.09% (1)(2pts)	0% (0)(0pts)	11	45	4.09
Use of equipment or technology specific to the job	27.27% (3) (15pts)	54.55% (6) (24pts)	9.09% (1)(3pts)	0% (0)(0pts)	9.09% (1) (1pts)	11	43	3.91
Leadership	9.09% (1)(5pts)	36.36% (4) (16pts)	36.36% (4) (12pts)	18.18% (2) (4pts)	0% (0)(0pts)	11	37	3.36
Teamwork (interpersonal relationships)	54.55% (6) (30pts)	27.27% (3) (12pts)	18.18% (2) (6pts)	0% (0)(0pts)	0% (0)(0pts)	11	48	4.36
Customer service	54.55% (6) (30pts)	27.27% (3) (12pts)	9.09% (1)(3pts)	9.09% (1)(2pts)	0% (0)(0pts)	11	47	4.27
Total Respondents						11		
Total Responses						99		
Total Points Earned						400		
Point Average						4.04		
Point Weighted Average						4.04		

6. In general, your overall rating of the student employee's dependability is:

	Response Total	Response Percent	Points	Avg
Excellent (5 Points)	5	45%	25	25
Good (4 Points)	5	45%	20	20
Neutral (3 Points)	0	0%	0	0
Fair (2 Points)	1	9%	2	2
Poor (1 Points)	0	0%	0	0
Total Respondents		11	100%	
Total Responses		11		
Total Points Earned		47		
Point Average		4.27		
Point Weighted Average		4.27		





7. In general, your overall rating of the student employee's job performance is:

	Response Total	Response Percent	Points	Avg
Excellent (5 Points)	6	55%	30	30
Good (4 Points)	4	36%	16	16
Neutral (3 Points)	0	0%	0	0
Fair (2 Points)	1	9%	2	2
Poor (1 Points)	0	0%	0	0
Total Respondents		11	100%	
Total Responses		11		
Total Points Earned		48		
Point Average		4.36		
Point Weighted Average		4.36		

8. If appropriate positions came open, would you employ a Southwestern graduate from the program?

	Response Total	Response Percent	Points	Avg
--	----------------	------------------	--------	-----

Survey Results

Yes		11	100%	n/a	n/a
No		0	0%	n/a	n/a
		Total Respondents	11		
9. Please explain why you would or why you would not employ another Southwestern student or graduate.					
		Total Respondents	7		
		(skipped this question)	4		
10. Please share any additional comments associated with hiring a student employee or a graduate of Southwestern.					
		Total Respondents	2		
		(skipped this question)	9		
11. What term(s) did the SWOCC student participate in a work experience or internship opportunity?					
		Response Total	Response Percent	Points	Avg
Summer		0	0%	n/a	n/a
Fall		2	18%	n/a	n/a
Winter		9	82%	n/a	n/a
Spring		1	9%	n/a	n/a
		Total Respondents	11		

Southwestern Oregon Community College does not discriminate on the basis of race, color, gender, sexual orientation, marital status, religion, national origin, age, disability status, gender identity, or protected veterans in employment, education, or activities as set forth in compliance with federal and state statutes and regulations.