

## Southwestern Oregon Community College

## Distance Learning Spring 2008

Respondents: 103 displayed, 103 total

Status: Closed

Launched Date: 05/19/2008

Closed Date: 10/30/2008














Display:

0 filters




Disabled



## 1. What class are you completing the survey for?

		Response Total	Response Percent
ART*105*01D		0	0%
ART*206*01D		4	4%
BA*101*02D		1	1%
BA*206*02D		1	1%
BA*212*02D		3	3%
BA*233*01D		0	0%
BA*277*01D		4	4%
CS*101*04D		0	0%
CS*120*02D		8	8%
ED*169*01D		1	1%
ENG*104*02D		2	2%
ENG*106*03D		3	3%
HST*104*01D		0	0%
FN*225*02D		0	0%
HD*112*03D		0	0%
HDFS*229*01D		4	4%
HS*154*01D		4	4%
HS*267*01HB		0	0%
HST*203*02D		2	2%
HUM*204*01D		5	5%
HUM*206*03D		6	6%



LIB*127*01D		2	2%
MTH*95*06D		3	3%
PSY*203*03D		0	0%
OA*2222*01D		3	3%
OA*5402*01D		2	2%
OA*5533*01D		2	2%
PHAR*5478*01D		0	0%
PHAR*5473*01D		4	4%
PHAR*5476*01D		0	0%
PHAR*5477*01D		1	1%
PHL*102*01D		4	4%
PHL*103*02D		7	7%
PS*202*01D		2	2%
PS*205*02D		0	0%
PSY*237*01D		0	0%
PSY*239*01D		0	0%
RD*101*01D		0	0%
SOC*204*01D		1	1%
SOC*205*01D		0	0%
SOC*206*04D		2	2%
SP*218*01D		4	4%
WR*0525*03D		0	0%
WR*123*04D		0	0%
WR*214*01D		9	9%
CJ*201*01D		2	2%
		<b>Total Respondents</b>	<b>96</b>
		(skipped this question)	7

## 2. A syllabus was provided that clearly identified the course material.


		Response Total	Response Percent
Always True		83	81%
Often True		10	10%
Sometimes True		6	6%

Seldom True		2	2%
Never True		0	0%
Not Applicable		1	1%
		<b>Total Respondents</b>	<b>102</b>
		(skipped this question)	1




### 3. This course was well organized.



		Response Total	Response Percent
Always True		67	65%
Often True		16	16%
Sometimes True		17	17%
Seldom True		2	2%
Never True		1	1%
Not Applicable		0	0%
		<b>Total Respondents</b>	<b>103</b>

### 4. The instructor clearly outlined the grading requirements of this course.





		Response Total	Response Percent
Always True		78	76%
Often True		16	16%
Sometimes True		6	6%
Seldom True		3	3%
Never True		0	0%
Not Applicable		0	0%
		<b>Total Respondents</b>	<b>103</b>

### 5. The instructor clearly described the work required of students.

		Response Total	Response Percent
Always True		72	70%
Often True		13	13%
Sometimes True		14	14%

Seldom True		3	3%
Never True		1	1%
Not Applicable		0	0%
<b>Total Respondents</b>		<b>103</b>	





## 6. The importance and significance of the subject matter was apparent.


		Response Total	Response Percent
Always True		67	65%
Often True		20	19%
Sometimes True		14	14%
Seldom True		2	2%
Never True		0	0%
Not Applicable		0	0%
<b>Total Respondents</b>		<b>103</b>	

## 7. The instructor explained the course materials clearly.


		Response Total	Response Percent
Always True		69	67%
Often True		17	17%
Sometimes True		12	12%
Seldom True		4	4%
Never True		1	1%
Not Applicable		0	0%
<b>Total Respondents</b>		<b>103</b>	

## 8. The instructor kept you aware of your own progress in the course.





		Response Total	Response Percent
Always True		65	63%
Often True		22	21%
Sometimes True		13	13%
Seldom True		1	1%

Never True		2	2%
Not Applicable		0	0%
		<b>Total Respondents</b>	<b>103</b>

**9.** The instructor encouraged critical thinking and analysis.


		Response Total	Response Percent
Always True		79	77%
Often True		18	17%
Sometimes True		5	5%
Seldom True		0	0%
Never True		0	0%
Not Applicable		1	1%
		<b>Total Respondents</b>	<b>103</b>

**10.** The instructor presented materials in a manner which aided student learning.







		Response Total	Response Percent
Always True		64	62%
Often True		24	23%
Sometimes True		11	11%
Seldom True		4	4%
Never True		0	0%
Not Applicable		0	0%
		<b>Total Respondents</b>	<b>103</b>

**11.** Examination questions were related to the course materials.

		Response Total	Response Percent
Always True		74	73%
Often True		10	10%
Sometimes True		3	3%
Seldom True		0	0%
Never True		0	0%

Not Applicable		15	15%
		<b>Total Respondents</b>	<b>102</b>
		(skipped this question)	1




## 12. Examinations and/or results were returned promptly.


		Response Total	Response Percent
Always True		58	58%
Often True		18	18%
Sometimes True		10	10%
Seldom True		6	6%
Never True		2	2%
Not Applicable		6	6%
		<b>Total Respondents</b>	<b>100</b>
		(skipped this question)	3

## 13. Examinations were graded fairly and impartially.







		Response Total	Response Percent
Always True		73	72%
Often True		15	15%
Sometimes True		4	4%
Seldom True		1	1%
Never True		0	0%
Not Applicable		9	9%
		<b>Total Respondents</b>	<b>102</b>
		(skipped this question)	1

## 14. This course has taught me a great deal about the subject matter.






		Response Total	Response Percent
Always True		74	72%
Often True		21	20%
Sometimes True		6	6%

Seldom True		2	2%
Never True		0	0%
Not Applicable		0	0%
<b>Total Respondents</b>		<b>103</b>	



**15.** This course has caused me to want to take another online course.

		Response Total	Response Percent
Always True		61	62%
Often True		10	10%
Sometimes True		8	8%
Seldom True		7	7%
Never True		6	6%
Not Applicable		7	7%
<b>Total Respondents</b>		<b>99</b>	
(skipped this question)			4

**16.** This course has caused me to want to take another course from this instructor.







		Response Total	Response Percent
Always True		69	68%
Often True		11	11%
Sometimes True		8	8%
Seldom True		3	3%
Never True		7	7%
Not Applicable		3	3%
<b>Total Respondents</b>		<b>101</b>	
(skipped this question)			2

**17.** I found online registration services easy to use.






		Response Total	Response Percent
Always True		60	58%
Often True		15	15%

Sometimes True		17	17%
Seldom True		8	8%
Never True		1	1%
Not Applicable		2	2%
<b>Total Respondents</b>		<b>103</b>	




**18.** I was able to receive assistance with technology problems.

		Response Total	Response Percent
Always True		42	41%
Often True		9	9%
Sometimes True		10	10%
Seldom True		4	4%
Never True		3	3%
Not Applicable		35	34%
<b>Total Respondents</b>		<b>103</b>	

**19.** I found the suggested procedures given in the technical introduction on the Web site easy to use and helpful.

		Response Total	Response Percent
Always True		39	38%
Often True		26	25%
Sometimes True		9	9%
Seldom True		4	4%
Never True		0	0%
Not Applicable		25	24%
<b>Total Respondents</b>		<b>103</b>	







**20.** The information about logons, passwords and class access were clear.

		Response Total	Response Percent
Always True		67	66%
Often True		25	25%
Sometimes True		6	6%







Seldom True		1	1%
Never True		0	0%
Not Applicable		3	3%
		<b>Total Respondents</b>	<b>102</b>
		(skipped this question)	1



**21.** The time spent on course work for this course was about the same as other college courses I have taken.

		Response Total	Response Percent
Always True		44	43%
Often True		33	32%
Sometimes True		12	12%
Seldom True		5	5%
Never True		6	6%
Not Applicable		2	2%
		<b>Total Respondents</b>	<b>102</b>
		(skipped this question)	1

**22.** I was able to obtain course materials and books in a timely manner.







		Response Total	Response Percent
Always True		79	77%
Often True		19	18%
Sometimes True		3	3%
Seldom True		0	0%
Never True		1	1%
Not Applicable		1	1%
		<b>Total Respondents</b>	<b>103</b>

**23.** The instructor responded in a timely manner to email or voice mail messages.






		Response Total	Response Percent
Always True		75	73%
Often True		15	15%

Sometimes True		8	8%
Seldom True		1	1%
Never True		4	4%
Not Applicable		0	0%
		<b>Total Respondents</b>	<b>103</b>

#### 24. I felt connected to other students taking this course.

		Response Total	Response Percent
Always True		31	30%
Often True		26	25%
Sometimes True		28	27%
Seldom True		11	11%
Never True		5	5%
Not Applicable		2	2%
		<b>Total Respondents</b>	<b>103</b>

#### 25. If this course had not been offered in this mode, I would have traveled to a college campus to take the course.

		Response Total	Response Percent
Always True		28	27%
Often True		15	15%
Sometimes True		16	16%
Seldom True		11	11%
Never True		29	28%
Not Applicable		4	4%
		<b>Total Respondents</b>	<b>103</b>

#### 26. Please give us any comments you think would be beneficial to improving the quality of this course.

View responses to this question [view](#)

<b>Total Respondents</b>	<b>48</b>
(skipped this question)	55