

Southwestern Oregon Community College

Library User Spring 2015 (4/2015)

Respondents: 50 displayed, 181 total

Status: Open

Launched Date: N/A

Closed Date: 05/22/2015

1. Did you use the Southwestern library online in the past twelve (12) months?

	Response Total	Response Percent	Points	Avg
Yes	28	56%	n/a	n/a
No	22	44%	n/a	n/a
Total Respondents		50	100%	

2. Did you use the Southwestern library in person in the past twelve (12) months?

	Response Total	Response Percent	Points	Avg
Yes	40	80%	n/a	n/a
No	10	20%	n/a	n/a
Total Respondents		50	100%	

3. How often do you come in to use the library?

	Response Total	Response Percent	Points	Avg
Frequently (At least weekly)	19	38%	n/a	n/a
Occasionally (Monthly)	11	22%	n/a	n/a
Seldom (Quarterly)	14	28%	n/a	n/a
Never	6	12%	n/a	n/a
Total Respondents		50	100%	

4. Regardless of the location, what hours do you most like to study? (Check more than one if applicable)

	Response Total	Response Percent	Points	Avg
Mornings	9	19%	n/a	n/a
Afternoons	16	33%	n/a	n/a
Early Evenings (5 to 7 pm)	6	12%	n/a	n/a
Late Evenings (7 to 9 pm)	12	25%	n/a	n/a
Nights (9 pm onward)	5	10%	n/a	n/a
Total Respondents		48	100%	
(skipped this question)		2		




5. Would you use the library if it were open on Sunday afternoon or in the evenings?

	Response Total	Response Percent	Points	Avg
Yes	13	26%	n/a	n/a
No	22	44%	n/a	n/a
If yes, which hours or days? view	15	30%	n/a	n/a
Total Respondents		50	100%	

6. How satisfied are you with the print and audiovisual materials?

	Very Satisfied	Satisfied	Neutral	Dissatisfied	Very Dissatisfied	Response Total	Points	Avg
Fiction Collection	14.63% (6)	43.9% (18)	36.59% (15)	2.44% (1)	2.44% (1)	41	n/a	n/a

Non-fiction Collection	17.07% (7)	48.78% (20)	26.83% (11)	4.88% (2)	2.44% (1)	41	n/a	n/a	
Journal/magazine /newspaper collection (print version)	24.39% (10)	31.71% (13)	36.59% (15)	4.88% (2)	2.44% (1)	41	n/a	n/a	
Audiovisual materials (e.g. videos, audio cassettes, CD, DVD, etc.)	17.07% (7)	39.02% (16)	34.15% (14)	4.88% (2)	4.88% (2)	41	n/a	n/a	
Total Respondents						43			
(skipped this question)						7			
7. Please add comments if you care to share your reasons:									
Total Respondents						12			
(skipped this question)						38			
8. Have you used the library's reference books (encyclopedias, dictionaries) in the last 12 months?									
						Response Total	Response Percent	Points	Avg
Yes					13	27%	n/a	n/a	
No					35	73%	n/a	n/a	
Total Respondents						48	100%		
(skipped this question)						2			
9. How satisfied are you with the digital resources?									
	Very Satisfied	Satisfied	Neutral	Dissatisfied	Very Dissatisfied	Response Total	Points	Avg	
Databases	29.55% (13)	38.64% (17)	25% (11)	4.55% (2)	2.27% (1)	44	n/a	n/a	
e-Books	20% (8)	30% (12)	45% (18)	2.5% (1)	2.5% (1)	40	n/a	n/a	
Library's web page ease of navigation	29.27% (12)	41.46% (17)	24.39% (10)	0% (0)	4.88% (2)	41	n/a	n/a	
Total Respondents						43			
(skipped this question)						7			
10. Please add comments if you care to share your reasons:									
Total Respondents						6			
(skipped this question)						44			
11. How satisfied are you with the library staff?									
	Very Satisfied	Satisfied	Neutral	Dissatisfied	Very Dissatisfied	Response Total	Points	Avg	
Library staff is helpful and knowledgeable	69.57% (32)	19.57% (9)	8.7% (4)	0% (0)	2.17% (1)	46	n/a	n/a	
Library staff is friendly	71.11% (32)	17.78% (8)	6.67% (3)	2.22% (1)	2.22% (1)	45	n/a	n/a	
Total Respondents						46			
(skipped this question)						4			
12. Please add comments if you care to share your reasons:									
Total Respondents						9			
(skipped this question)						41			
13. How satisfied are you with the access to information?									
	Very Satisfied	Satisfied	Neutral	Dissatisfied	Very Dissatisfied	Response Total	Points	Avg	
COASTLINE online catalog	45.45% (20)	36.36% (16)	15.91% (7)	0% (0)	2.27% (1)	44	n/a	n/a	

Internet access computers	44.19% (19)	30.23% (13)	20.93% (9)	0% (0)	4.65% (2)	43	n/a	n/a
Availability of books and DVDs	32.56% (14)	41.86% (18)	18.6% (8)	2.33% (1)	4.65% (2)	43	n/a	n/a
Interlibrary Loan (ILL) - borrowing items from libraries outside of Coos County	59.09% (26)	22.73% (10)	15.91% (7)	0% (0)	2.27% (1)	44	n/a	n/a
Reference - library staff answering your questions	54.55% (24)	29.55% (13)	11.36% (5)	2.27% (1)	2.27% (1)	44	n/a	n/a
Total Respondents						46		
(skipped this question)						4		
14. Please add comments if you care to share your reasons:								
Total Respondents						3		
(skipped this question)						47		
15. What training would you like to receive from the library?								
Total Respondents						19		
(skipped this question)						31		
16. Were you able to find the information you were looking for in our print or electronic resources? If not, is there a way we could have served you better?								
Total Respondents						15		
(skipped this question)						35		
17. What would you like to see improved/changed in the library?								
Total Respondents						21		
(skipped this question)						29		
18. I am currently a								
						Response Total	Response Percent	Points Avg
Southwestern Student						26	52%	n/a n/a
Southwestern Faculty/Staff						25	50%	n/a n/a
Library patron						8	16%	n/a n/a
Total Respondents						50		

Southwestern Oregon Community College does not discriminate on the basis of race, color, gender, sexual orientation, marital status, religion, national origin, age, disability status, or protected veterans in employment, education, or activities as set forth in compliance with federal and state statutes and regulations.