

Southwestern Oregon Community College

Graduate Survey 2011-2012








Respondents: 315 displayed, 315 total

Status: Closed

Launched Date: 01/30/2012

Closed Date: 06/15/2012






1. What degree/certificate/award will you receive at Southwestern?

	Response Total	Response Percent	Points	Avg
AA/OT – Associate of Arts Oregon Transfer 	141	46%	n/a	n/a
AS/OT – Associate of Science Oregon Transfer 	13	4%	n/a	n/a
AS – Associate of Science 	28	9%	n/a	n/a
AGS – Associate of General Science 	15	5%	n/a	n/a
AAS – Associate of Applied Science 	80	26%	n/a	n/a
One-year Certificate 	25	8%	n/a	n/a
OTM – Oregon Transfer Module	1	0%	n/a	n/a
Other Certificate or Award view 	24	8%	n/a	n/a
Total Respondents		305		
(skipped this question)		10		






2. If you are planning to transfer to another educational institution, please list the institution.

Total Respondents	159
(skipped this question)	156

3. What was your main objective in attending Southwestern?

	Response Total	Response Percent	Points	Avg
Transfer to a 4-year school 	114	37%	n/a	n/a
Earn Associates Degree 	159	52%	n/a	n/a
Earn One-year Certificate 	22	7%	n/a	n/a
Update job skills 	11	4%	n/a	n/a
Update personal skills 	2	1%	n/a	n/a
Total Respondents		308	100%	
(skipped this question)		7		

4. How satisfied are you that your educational experience at Southwestern measured up to your expectation and needs?

	Response Total	Response Percent	Points	Avg
Very Satisfied (5 Points) 	101	33%	505	505
Satisfied (4 Points) 	153	50%	612	612
Neutral (3 Points) 	46	15%	138	138
Dissatisfied (2 Points) 	9	3%	18	18
Very Dissatisfied (1 Points) 	5	2%	5	5
Total Respondents		305		
Total Responses		314		

Total Points Earned	1278
Point Average	4.19
Point Weighted Average	3.94
(skipped this question)	10

5. Which of the following areas listed below do you believe needs improvement?

	Response Total	Response Percent	Points	Avg
Admissions	30	13%	n/a	n/a
Advising	83	37%	n/a	n/a
Athletics	5	2%	n/a	n/a
Counseling	30	13%	n/a	n/a
Financial Aid	135	60%	n/a	n/a
Instruction	34	15%	n/a	n/a
Online Registration	28	12%	n/a	n/a
Recreation Center	9	4%	n/a	n/a
Recreational Sports	5	2%	n/a	n/a
Student Activities	23	10%	n/a	n/a
Student First Stop Center	95	42%	n/a	n/a
Total Respondents		224		
		(skipped this question)	91	

6. Comments about the above areas of improvement or other improvements that you believe Southwestern should make?

Total Respondents	190
(skipped this question)	125

7. Will receiving this degree/certificate/award affect your current or future employment?

	Response Total	Response Percent	Points	Avg
Yes	250	82%	n/a	n/a
No	58	19%	n/a	n/a
How? view	56	18%	n/a	n/a
Total Respondents		305		
		(skipped this question)	10	

8. What level of satisfaction do you have in the preparation you received for your chosen occupation or to transfer to another college?

	Response Total	Response Percent	Points	Avg
Very Satisfied (5 Points)	80	26%	400	400
Satisfied (4 Points)	152	50%	608	608
Neutral (3 Points)	63	21%	189	189
Dissatisfied (2 Points)	8	3%	16	16
Very Dissatisfied (1 Points)	6	2%	6	6
Total Respondents		303		
Total Responses		309		
Total Points Earned		1219		
Point Average		4.02		
Point Weighted Average		3.8		
(skipped this question)		12		

9. What is your overall impression of Southwestern?

	Response Total	Response Percent	Points	Avg
Excellent (5 Points)	76	25%	380	380
Good (4 Points)	163	53%	652	652
Neutral (3 Points)	46	15%	138	138
Fair (2 Points)	20	7%	40	40
Poor (1 Points)	7	2%	7	7
Total Respondents		305		
		Total Responses	312	
		Total Points Earned	1217	
		Point Average	3.99	
		Point Weighted Average	3.78	
		(skipped this question)	10	
10. What are some things we do well here at Southwestern? Comments:				
			Total Respondents	223
			(skipped this question)	92

Southwestern Oregon Community College does not discriminate on the basis of race, color, gender, sexual orientation, marital status, religion, national origin, age, disability status, or protected veterans in employment, education, or activities as set forth in compliance with federal and state statutes and regulations.