

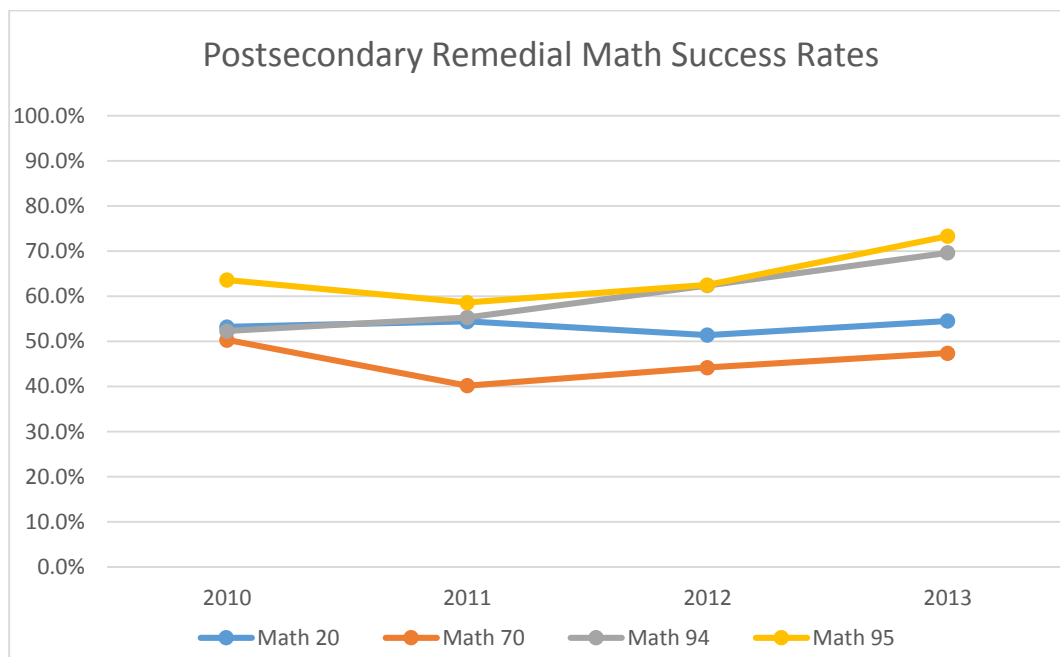


## Southwestern Oregon Community College ATD Achievement Overview: 2013

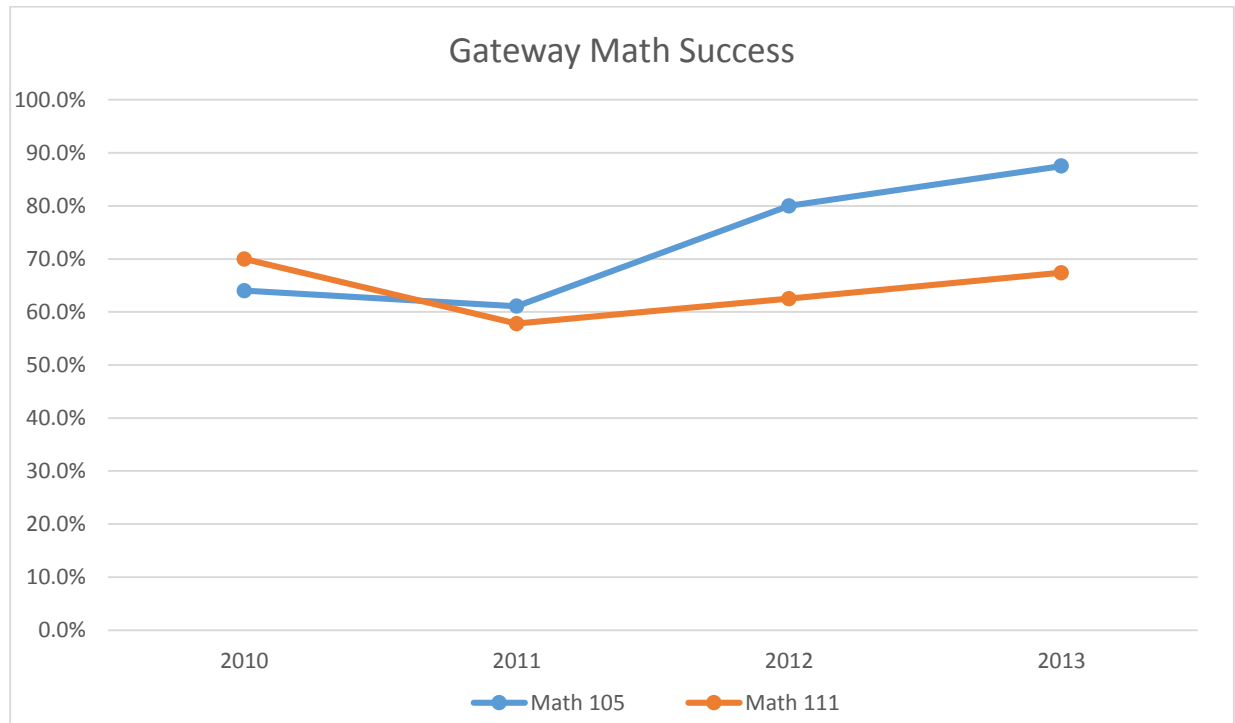
There are four measures in the ATD 2015 Annual Reflection report. In all cases, Southwestern increased student success compared to the prior year or was nearly the same.

- Successfully complete postsecondary remedial Math or Writing within 2 years (one measure) and students who enroll in and complete gateway courses within 3 years (second measure)– the ATD data indicates the following percentages based on students in the 2011 cohort (measured for three years starting in 2011-12 through 2013-14):
  - a. Math PSR: 18%
  - b. Math Gateway: 11%
  - c. Writing PSR: 38%
  - d. Writing Gateway: 39%

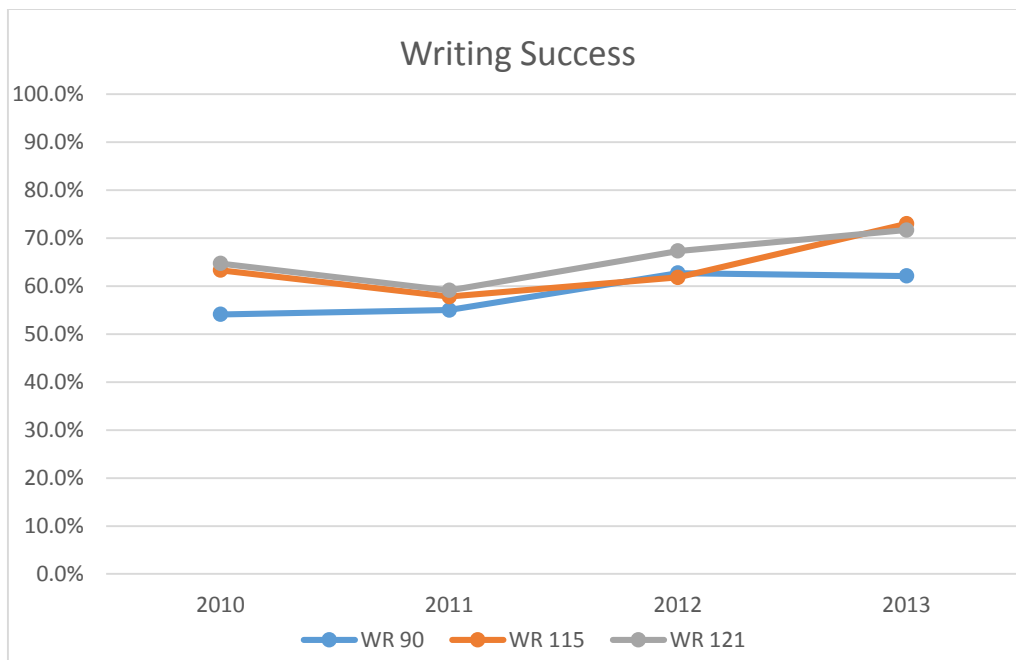
The writing success rates for increased over 6 percentage points from the 2009 cohort in both PSR and gateway while the Math PSR rate increased 5 percentage points. There was no change in the Math gateway rate. All students are represented in the graph below.



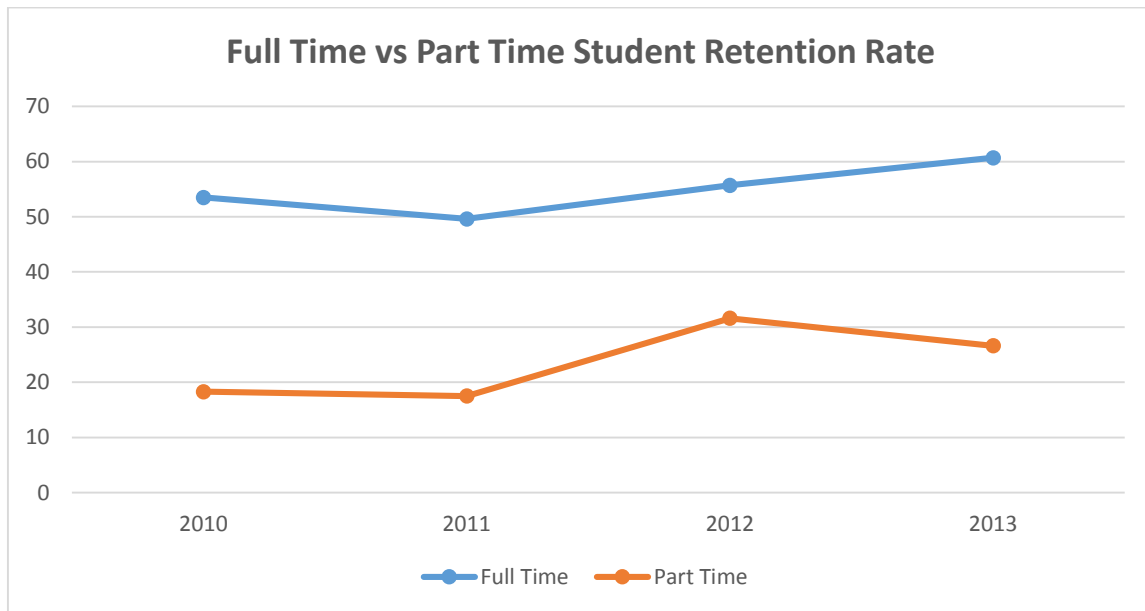
- Gateway Math Success Rate for 2013 was 69% , an increase of 10 percentage points over 2011



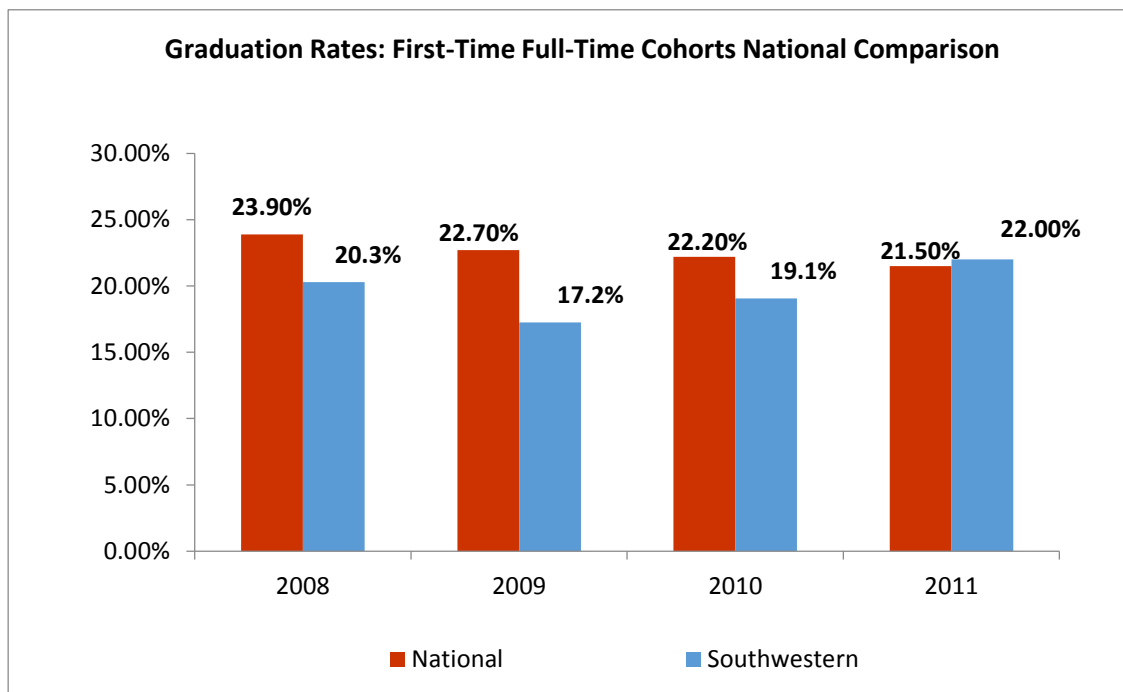
The gateway Writing course success rate was over 72% in 2013-14 representing an increase of over 13 percentage points from 2011 and over 5 percentage points from 2012.



- Year to Year Retention Rate (third measure): Students were retained for one year at a rate of nearly 61% for 2013-14 representing an Increase of over 11 percentage points from 2011 and 5 percentage points from 2012.
- 



- Graduation Rates (fourth measure): The graduation rate was 22% as reported to IPEDS for the 2011 cohort, an increase of 3 percentage points from 2012 and the highest reported over the last four years.



The full-time student persistence rate for first-time students for fall to winter term and fall to spring terms reached a four-year high at over 92% (fall to winter) and over 81% (fall to spring) in 2013-14.

First-Time, Full-Time, Degree-Seeking Student Cohort Persistence Rates							
	Fall Term # Start	Winter Term # Persist	Spring Term # Persist	Following Fall Term Persist	Persist Rate Fall to Winter	Persist Rate Fall to Spring	Persist Rate Fall to Fall
Fall 2010	512	460	407	274	89.84%	79.49%	53.52%
Fall 2011	481	425	366	238	88.36%	76.09%	49.48%
Fall 2012	524	470	408	292	89.69%	77.86%	55.73%
Fall 2013	431	397	351	262	92.11%	81.44%	60.79%

The part-time student (6 – 11 credits) persistence rate for first-time students for fall to winter term was over 64% while the fall to spring term reached a four-year high at over 53% in 2013-14.

First-Time, Part-Time (6-11 credits), Degree-Seeking Student Cohort Persistence Rates							
	Fall Term # Start	Winter Term # Persist	Spring Term # Persist	Following Fall Term Persist	Persist Rate Fall to Winter	Persist Rate Fall to Spring	Persist Rate Fall to Fall
Fall 2010	99	50	37	25	50.51%	37.37%	25.25%
Fall 2011	76	51	35	29	67.11%	46.05%	38.16%
Fall 2012	70	38	27	17	54.29%	38.57%	24.29%
Fall 2013	56	36	30	16	64.29%	53.57%	28.57%

Southwestern Oregon Community College does not discriminate on the basis of race, color, gender, sexual orientation, marital status, religion, national origin, age, disability status, gender identity, or protected veterans in employment, education, or activities as set forth in compliance with federal and state statutes and regulations.